



Maybank
Investment Bank

EzyInvest

Disclaimer

- All information, opinions and recommendations howsoever depicted, represented, supported and contained herein (“Presentation”) has been obtained from sources believed to be reliable but such sources have not been independently verified by Maybank Investment Bank Berhad, its subsidiaries, representatives and affiliates (collectively, “Maybank Investment”) and consequently no representation or warranty, express or implied, is made as to the fairness, accuracy or completeness of this Presentation by Maybank Investment and it should not be relied upon nor construed as such. Accordingly, neither Maybank Investment nor its officers, directors, associates, agents, connected parties and/or employees (collectively, “Representatives”) shall have any liability whatsoever to any person or party (in negligence or otherwise) for any losses or damages howsoever arising from any use or reliance upon this Presentation. Any information, opinions or recommendations contained herein are subject to change at any time, without prior notice, by Maybank Investment. This Presentation may not be reproduced, altered in any way, transmitted to, copied or distributed to any other person or party in whole or in part in any form or manner whatsoever without the prior express written consent of Maybank Investment, and Maybank Investment and its Representatives accept no liability whatsoever for the action(s) of third parties in this respect .
- This Presentation is not directed to or intended for distribution to or use by any person or entity who is a citizen or resident of or located in any locality, state, country or other jurisdiction where such distribution, publication, availability or use would be contrary to law or regulation. This Presentation is for distribution only under such circumstances as may be permitted by applicable law. Without prejudice to the foregoing, the reader is to note that additional disclaimers, warnings or qualifications may apply based on geographical location of the person or entity receiving this Presentation.
- This Presentation is not intended to provide investment advice and does not take into account the specific investment objectives, financial situation and/or the particular needs of any person(s) who may receive or read this Presentation. Professional financial, legal and other advice or independent evaluation must be sought and carried out regarding the appropriateness of investing in any securities or the investment strategies specifically mentioned, or otherwise, in this Presentation, and prior to any decision or transaction being undertaken. Neither does this Presentation constitute an offer or invitation to purchase or subscribe for any securities or any other products of Maybank Investment and no part of it shall form the basis of or be relied upon in connection with any contract or commitment whatsoever.



EzyInvest Stocks



EzyInvest Stocks



Stocks are back tested based on 4 and 8 years historical performance



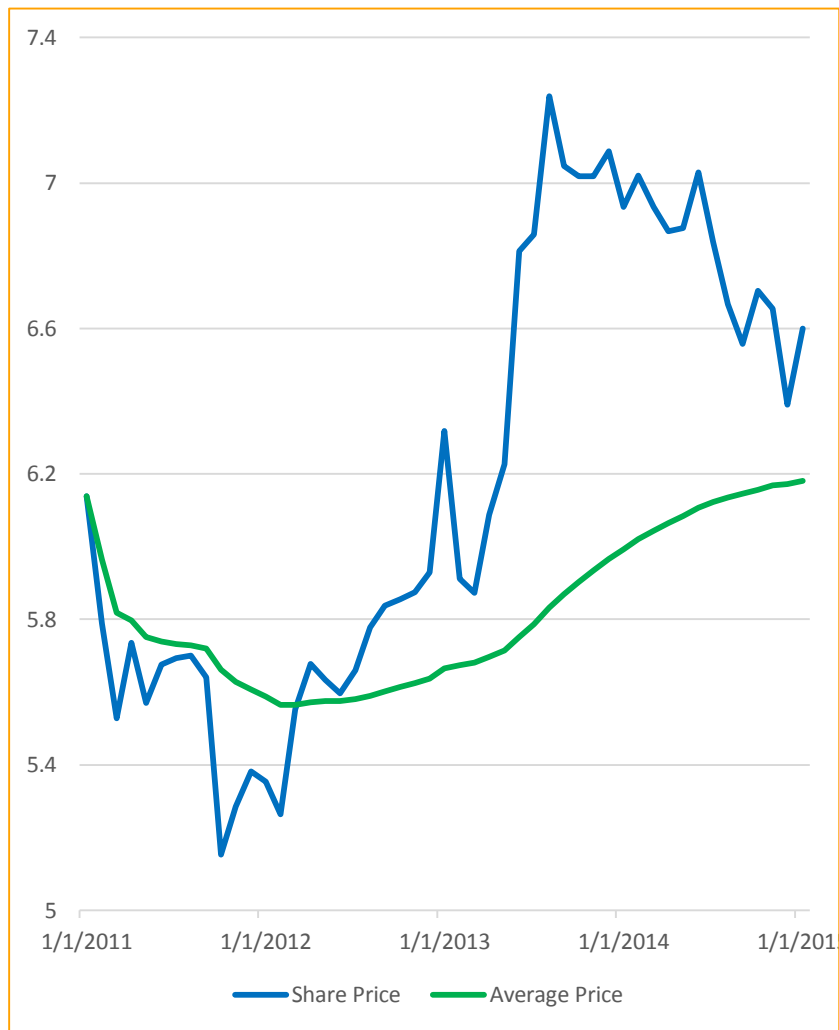
Historical dividend yield performance



Diverse sector coverage



4 YEAR INVESTMENT PERIOD



4 year plan investment period	
Purchase Frequency	Monthly
Investment Period	Jan 11 -Dec 14
Total Investment	
Total Quantity purchased (lot)	48
Total Investment (RM)	29,626.80
Average Purchase Price (RM)	6.17
Returns	
Capital Gain	
Price as at 1/12/14 (RM)	6.39
Total Market Value as at 1/12/14 (RM) for 48 lots	30,672.00
Total Net returns (RM) for 48 lots	1,045.20
Total Net returns (%) for 48 lots	3.53%
4 years average return	0.88%
Dividend Yield	
Total yield for 4 years	14.61%
4 Years Average yield	3.65%
Total Return	
Total return per year	4.54%
Total cumulative returns over 4 years	18.14%

Source: Bloomberg

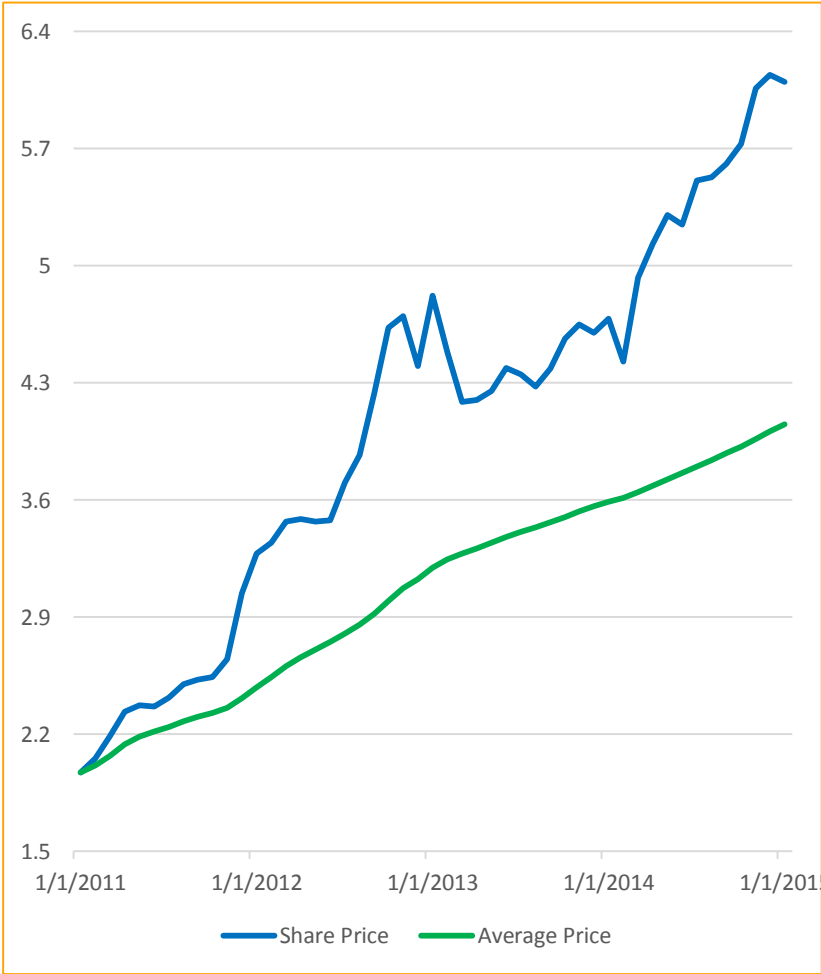
8 YEAR INVESTMENT PERIOD



8 year plan investment period	
Purchase Frequency	Monthly
Investment Period	Jan 07 -Dec 14
Total Investment	
Total Quantity purchased (lot)	96
Total Investment(RM)	45,561.30
Average Purchase Price (RM)	4.75
Returns	
Capital Gain	
Price as at 1/12/14 (RM)	6.39
Total Market Value as at 1/12/14 (RM) for 96 lots	61,344.00
Total Net returns (RM) for 96 lots	15,782.70
Total Net returns (%) for 96 lots	34.64%
8 years average return	4.33%
Dividend Yield	
Total yield for 8 years	26.47%
8 Years Average yield	3.31%
Total Return	
Total return per year	7.64%
Total cumulative returns over 8 years	61.11%

Source: Bloomberg

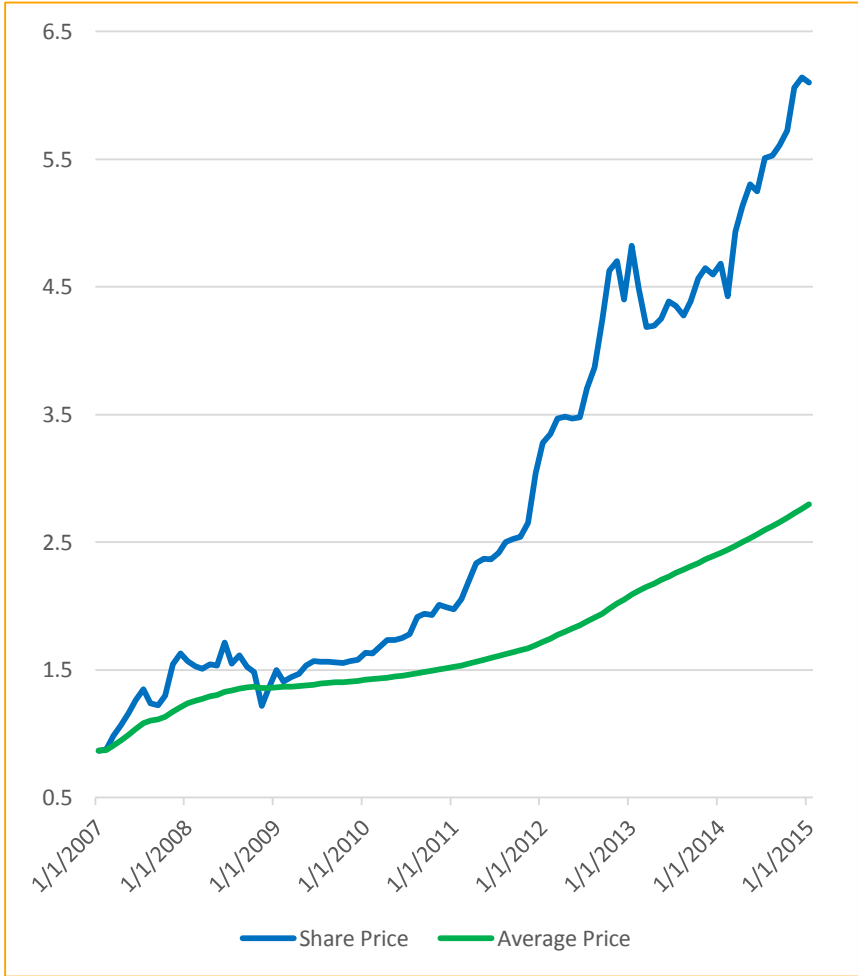
4 YEAR INVESTMENT PERIOD



4 year plan investment period	
Purchase Frequency	Monthly
Investment Period	Jan 11 -Dec 14
Total Investment	
Total Quantity purchased (lot)	48
Total Investment (RM)	19,252.80
Average Purchase Price (RM)	4.01
Returns	
Capital Gain	
Price as at 1/12/14 (RM)	6.14
Total Market Value as at 1/12/14 (RM) for 48 lots	29,476.80
Total Net returns (RM) for 48 lots	10,224.00
Total Net returns (%) for 48 lots	53.10%
4 years average return	13.28%
Dividend Yield	
Total yield for 4 years	21.99%
4 Years Average yield	5.50%
Total Return	
Total return per year	18.77%
Total cumulative returns over 4 years	75.09%

Source: Bloomberg

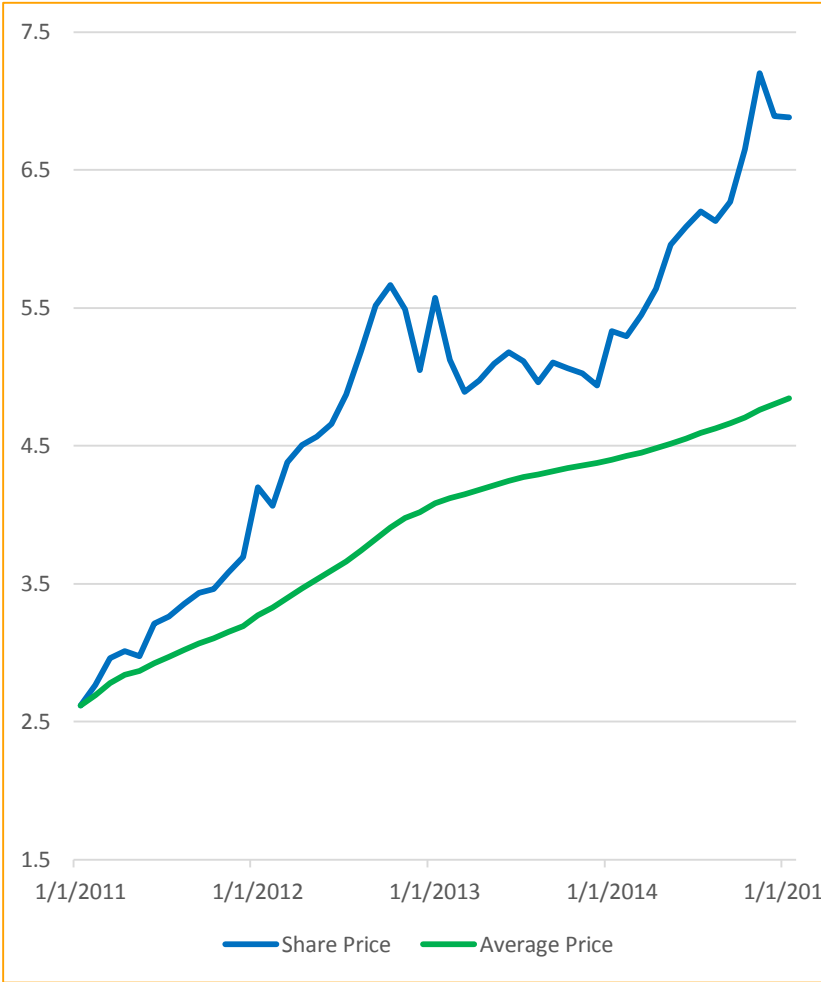
8 YEAR INVESTMENT PERIOD



8 year plan investment period	
Purchase Frequency	Monthly
Investment Period	Jan 07 - Dec 14
Total Investment	
Total Quantity purchased (lot)	96
Total Investment (RM)	26,524.60
Average Purchase Price (RM)	2.76
Returns	
Capital Gain	
Price as at 1/12/14 (RM)	6.14
Total Market Value as at 1/12/14 (RM) for 96 lots	58,953.60
Total Net returns (RM) for 96 lots	32,429.00
Total Net returns (%) for 96 lots	122.26%
8 years average return	15.28%
Dividend Yield	
Total yield for 8 years	59.84%
8 Years Average yield	7.48%
Total Return	
Total return per year	22.76%
Total cumulative returns over 8 years	182.10%

Source: Bloomberg

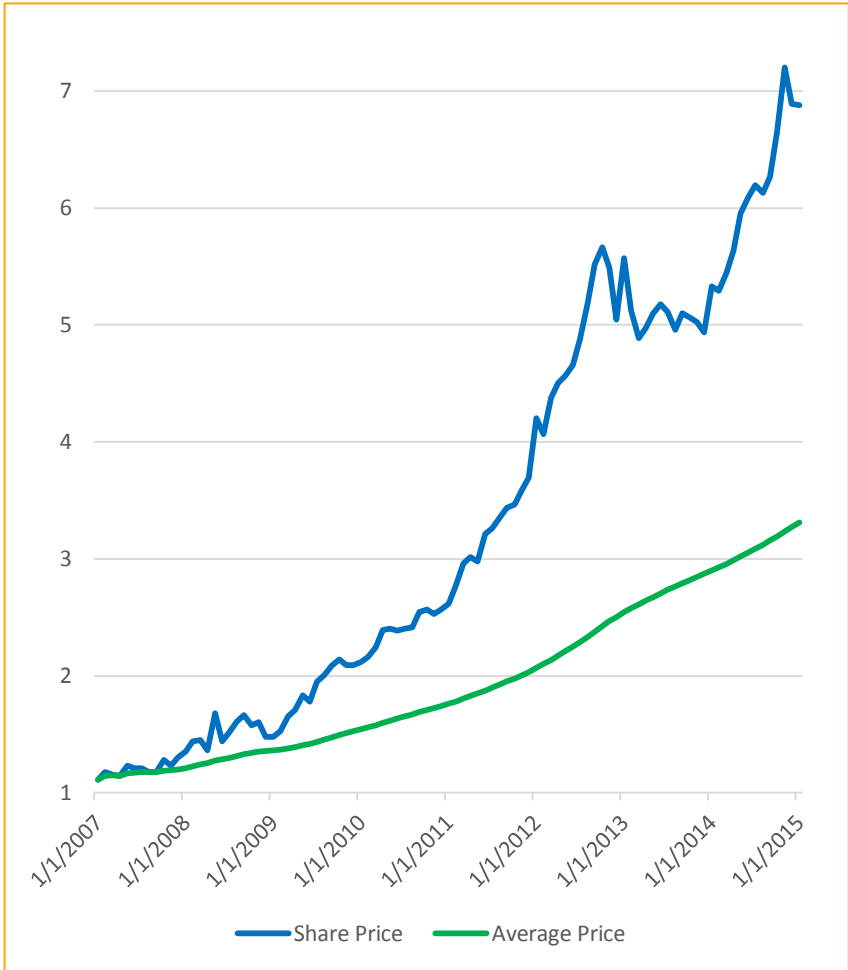
4 YEAR INVESTMENT PERIOD



4 year plan investment period	
Purchase Frequency	Monthly
Investment Period	Jan 11 -Dec 14
Total Investment	
Total Quantity purchased (lot)	48
Total Investment(RM)	23,061.00
Average Purchase Price (RM)	4.80
Returns	
Capital Gain	
Price as at 1/12/14 (RM)	6.89
Total Market Value as at 1/12/14 (RM) for 48 lots	33,072.00
Total Net returns (RM) for 48 lots	10,011
Total Net returns (%) for 48 lots	43.41%
4 years average return	10.85%
Dividend Yield	
Total yield for 4 years	31.08%
4 Years Average yield	7.77%
Total Return	
Total return per year	18.62%
Total cumulative returns over 4 years	74.49%

Source: Bloomberg

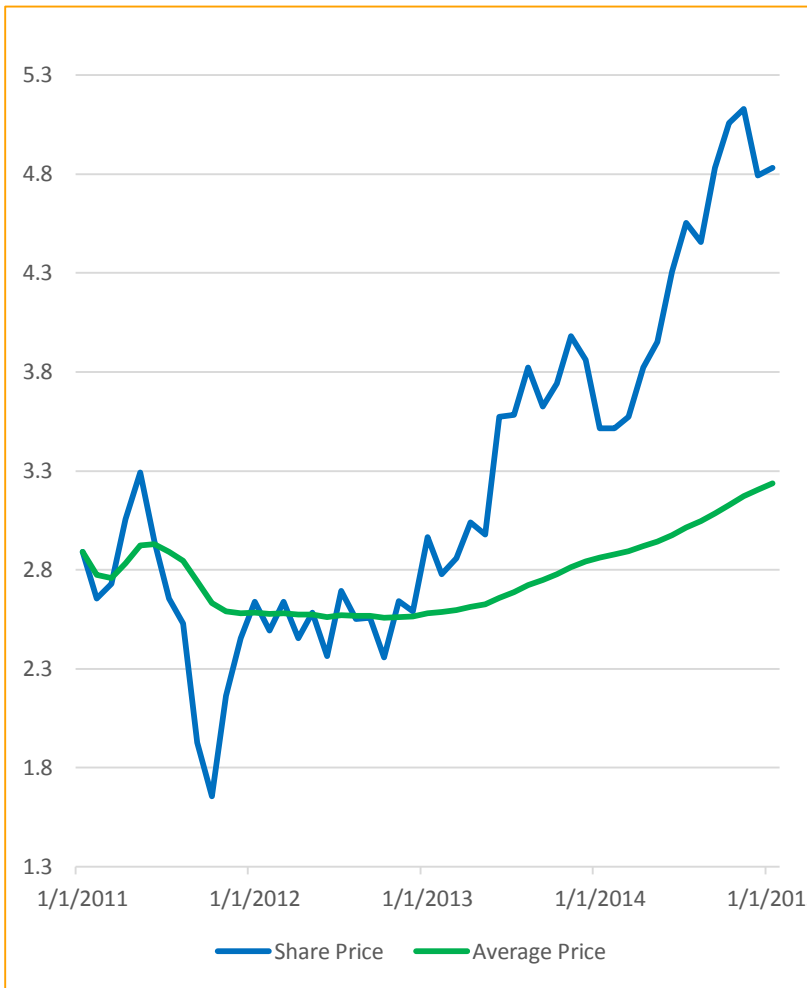
8 YEAR INVESTMENT PERIOD



8 year plan investment period	
Purchase Frequency	Monthly
Investment Period	Jan 07 -Dec 14
Total Investment	
Total Quantity purchased (lot)	96
Total Investment (RM)	31,423.40
Average Purchase Price (RM)	3.27
Returns	
Capital Gain	
Price as at 1/12/14 (RM)	6.89
Total Market Value as at 1/12/14 (RM) for 96 lots	66,144.00
Total Net returns (RM) for 96 lots	34,720.60
Total Net returns (%) for 96 lots	110.49%
8 years average return	13.81%
Dividend Yield	
Total yield for 8 years	138.26%
8 Years Average yield	17.28%
Total Return	
Total return per year	31.09%
Total cumulative returns over 8 years	248.75%

Source: Bloomberg

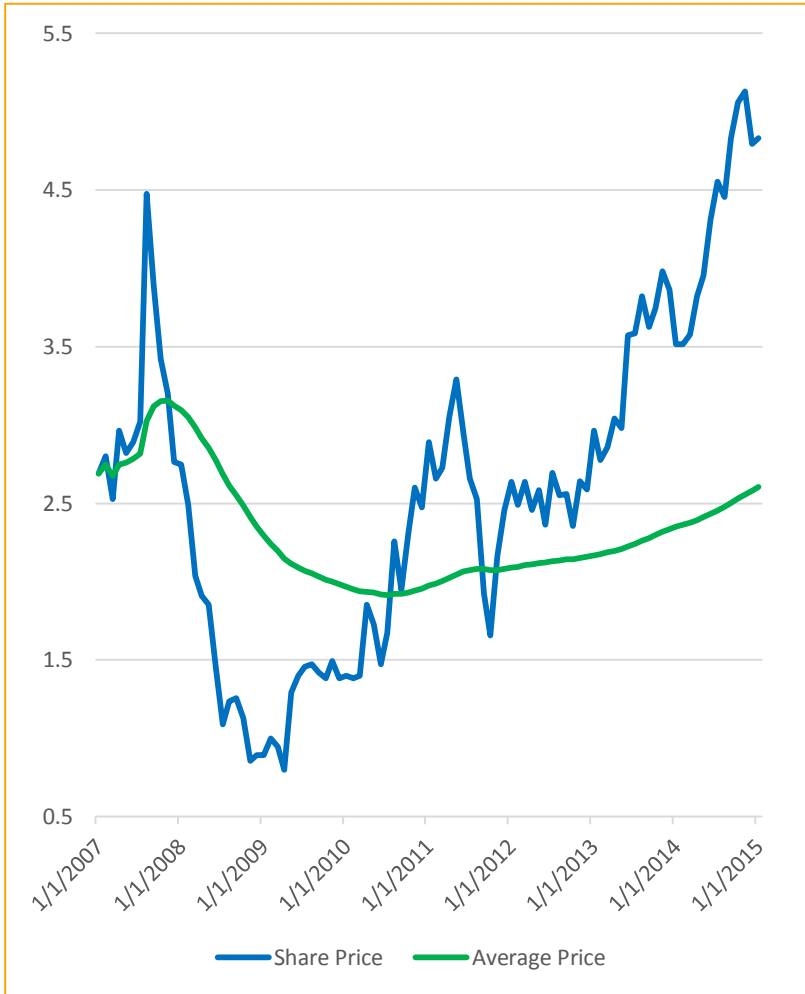
4 YEAR INVESTMENT PERIOD



4 year plan investment period	
Purchase Frequency	Monthly
Investment Period	Jan 11 - Dec 14
Total Investment	
Total Quantity purchased (lot)	48
Total Investment (RM)	15,385.00
Average Purchase Price (RM)	3.21
Returns	
Capital Gain	
Price as at 1/12/14 (RM)	4.79
Total Market Value as at 1/12/14 (RM) for 48 lots	23,006.40
Total Net returns (RM) for 48 lots	7,621.40
Total Net returns (%) for 48 lots	49.54%
4 years average return	12.38%
Dividend Yield	
Total yield for 4 years	0%
4 Years Average yield	0%
Total Return	
Total return per year	12.38%
Total cumulative returns over 4 years	49.54%

Source: Bloomberg

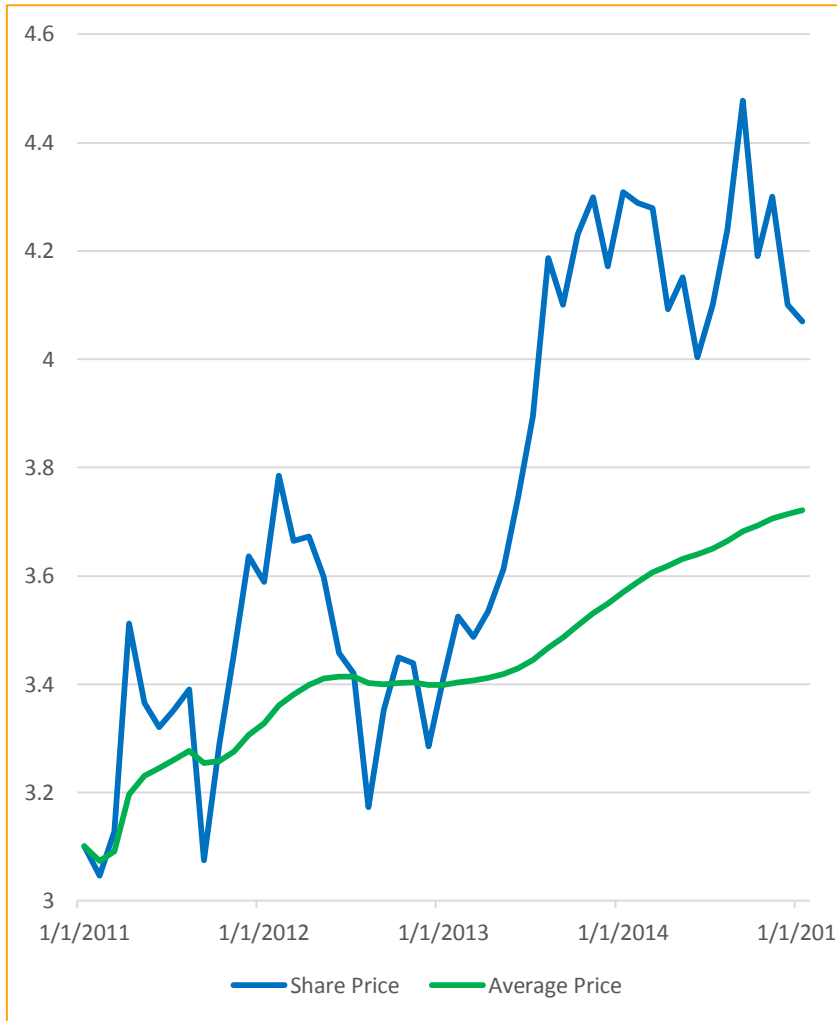
8 YEAR INVESTMENT PERIOD



8 year plan investment period	
Purchase Frequency	Monthly
Investment Period	Jan 07 -Dec 14
Total Investment	
Total Quantity purchased (lot)	96
Total Investment (RM)	24,771.10
Average Purchase Price (RM)	2.58
Returns	
Capital Gain	
Price as at 1/12/14 (RM)	4.79
Total Market Value as at 1/12/14 (RM) for 96 lots	46,012.80
Total Net returns (RM) for 96 lots	21,241.70
Total Net returns (%) for 96 lots	85.75%
8 years average return	10.72%
Dividend Yield	
Total yield for 8 years	3.88%
8 Years Average yield	0.48%
Total Return	
Total return per year	11.20%
Total cumulative returns over 8 years	89.63%

Source: Bloomberg

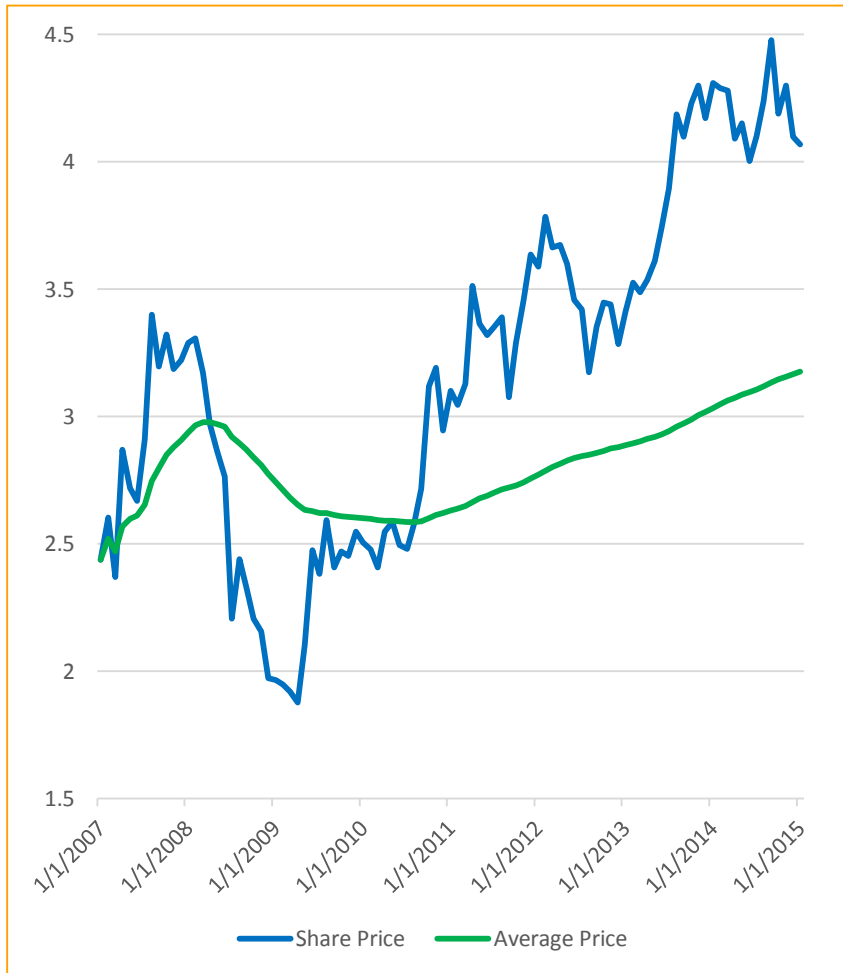
4 YEAR INVESTMENT PERIOD



4 year plan investment period	
Purchase Frequency	Monthly
Investment Period	Jan 11 -Dec 14
Total Investment	
Total Quantity purchased (lot)	48
Total Investment (RM)	17,829.00
Average Purchase Price (RM)	3.71
Returns	
Capital Gain	
Price as at 1/12/14 (RM)	4.10
Total Market Value as at 1/12/14 (RM) for 48 lots	19,680.00
Total Net returns (RM) for 48 lots	1,851.00
Total Net returns (%) for 48 lots	10.38%
4 years average return	2.6%
Dividend Yield	
Total yield for 4 years	8.88%
4 Years Average yield	2.22%
Total Return	
Total return per year	4.82%
Total cumulative returns over 4 years	19.27%

Source: Bloomberg

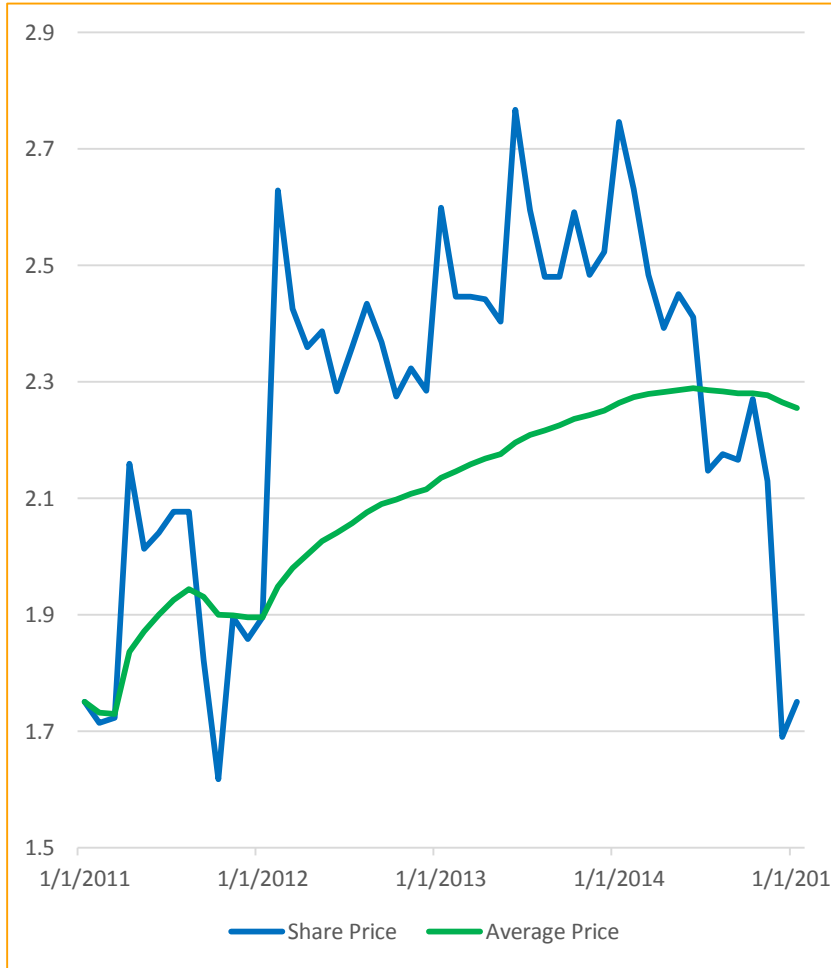
8 YEAR INVESTMENT PERIOD



8 year plan investment period	
Purchase Frequency	Monthly
Investment Period	Jan 07 -Dec 14
Total Investment	
Total Quantity purchased (lot)	96
Total Investment (RM)	30,404.40
Average Purchase Price (RM)	3.17
Returns	
Capital Gain	
Price as at 1/12/14 (RM)	4.10
Total Market Value as at 1/12/14 (RM) for 96 lots	39,360.00
Total Net returns (RM) for 96 lots	8,955.60
Total Net returns (%) for 96 lots	29.45%
8 years average return	3.68%
Dividend Yield	
Total yield for 8 years	19.06%
8 Years Average yield	2.38%
Total Return	
Total return per year	6.06%
Total cumulative returns over 8 years	48.52%

Source: Bloomberg

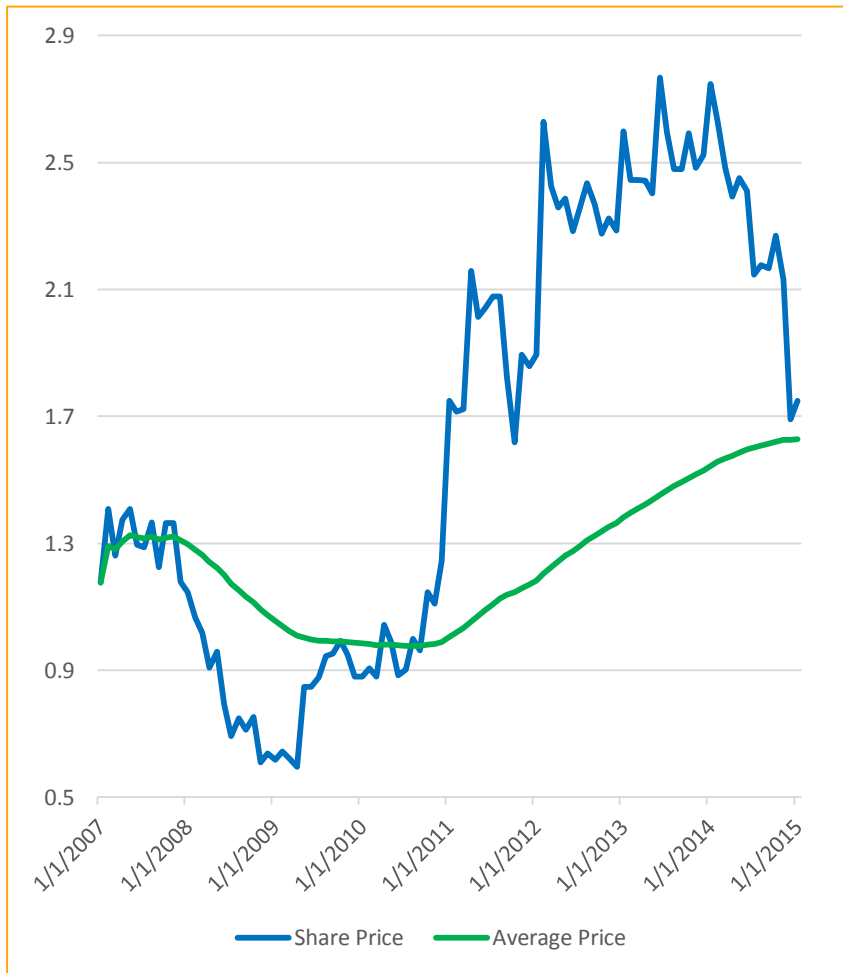
4 YEAR INVESTMENT PERIOD



4 year plan investment period	
Purchase Frequency	Monthly
Investment Period	Jan 11 -Dec 14
Total Investment	
Total Quantity purchased (lot)	48
Total Investment (RM)	10,872.10
Average Purchase Price (RM)	2.27
Returns	
Capital Gain	
Price as at 1/12/14 (RM)	1.69
Total Market Value as at 1/12/14 (RM) for 48 lots	8,112.00
Total Net returns (RM) for 48 lots	-2,760.10
Total Net returns (%) for 48 lots	-25.39%
4 years average return	-6.35%
Dividend Yield	
Total yield for 4 years	10.60%
4 Years Average yield	2.65%
Total Return	
Total return per year	-3.70%
Total cumulative returns over 4 years	-14.79%

Source: Bloomberg

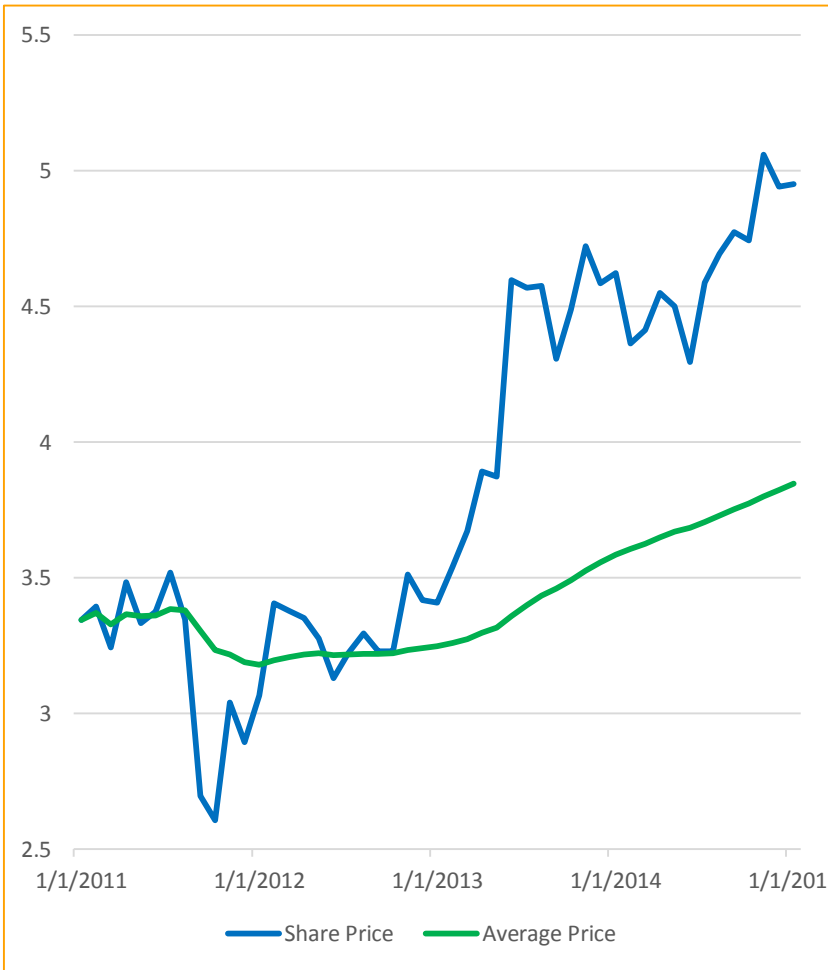
8 YEAR INVESTMENT PERIOD



8 year plan investment period	
Purchase Frequency	Monthly
Investment Period	Jan 07 - Dec 14
Total Investment	
Total Quantity purchased (lot)	96
Total Investment (RM)	15,617.00
Average Purchase Price (RM)	1.63
Returns	
Capital Gain	
Price as at 1/12/14 (RM)	1.69
Total Market Value as at 1/12/14 (RM) for 96 lots	16,224.00
Total Net returns (RM) for 96 lots	607.00
Total Net returns (%) for 96 lots	3.89%
8 years average return	0.49%
Dividend Yield	
Total yield for 8 years	32.17%
8 Years Average yield	4.02%
Total Return	
Total return per year	4.51%
Total cumulative returns over 8 years	36.06%

Source: Bloomberg

4 YEAR INVESTMENT PERIOD



4 year plan investment period	
Purchase Frequency	Monthly
Investment Period	Jan 11 - Dec 14
Total Investment	
Total Quantity purchased (lot)	48
Total Investment (RM)	18,356.20
Average Purchase Price (RM)	3.82
Returns	
Capital Gain	
Price as at 1/12/14 (RM)	4.94
Total Market Value as at 1/12/14 (RM) for 48 lots	23,716.80
Total Net returns (RM) for 48 lots	5,360.60
Total Net returns (%) for 48 lots	29.20%
4 years average return	7.30%
Dividend Yield	
Total yield for 4 years	12.55%
4 Years Average yield	3.14%
Total Return	
Total return per year	10.44%
Total cumulative returns over 4 years	41.75%

Source: Bloomberg

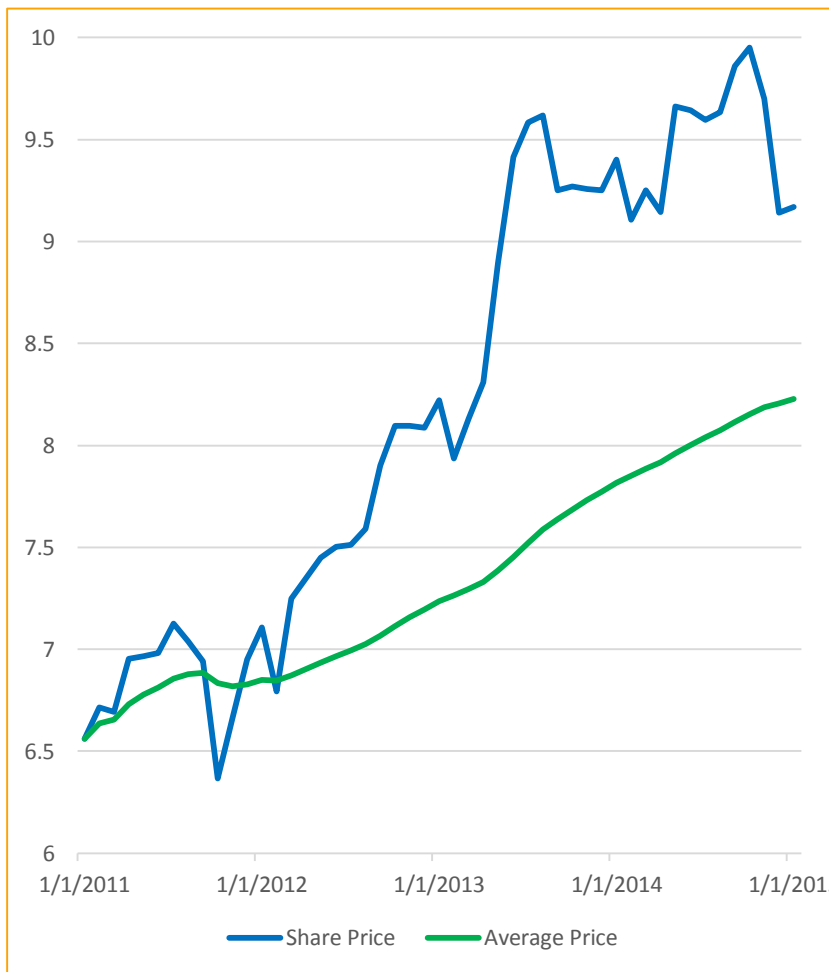
8 YEAR INVESTMENT PERIOD



8 year plan investment period	
Purchase Frequency	Monthly
Investment Period	Jan 07 -Dec 14
Total Investment	
Total Quantity purchased (lot)	96
Total Investment (RM)	30,582.50
Average Purchase Price (RM)	3.19
Returns	
Capital Gain	
Price as at 1/12/14 (RM)	4.94
Total Market Value as at 1/12/14 (RM) for 96 lots	47,433.60
Total Net returns (RM) for 96 lots	16,851.10
Total Net returns (%) for 96 lots	55.10%
8 years average return	6.89%
Dividend Yield	
Total yield for 8 years	37.83%
8 Years Average yield	4.73%
Total Return	
Total return per year	11.62%
Total cumulative returns over 8 years	92.93%

Source: Bloomberg

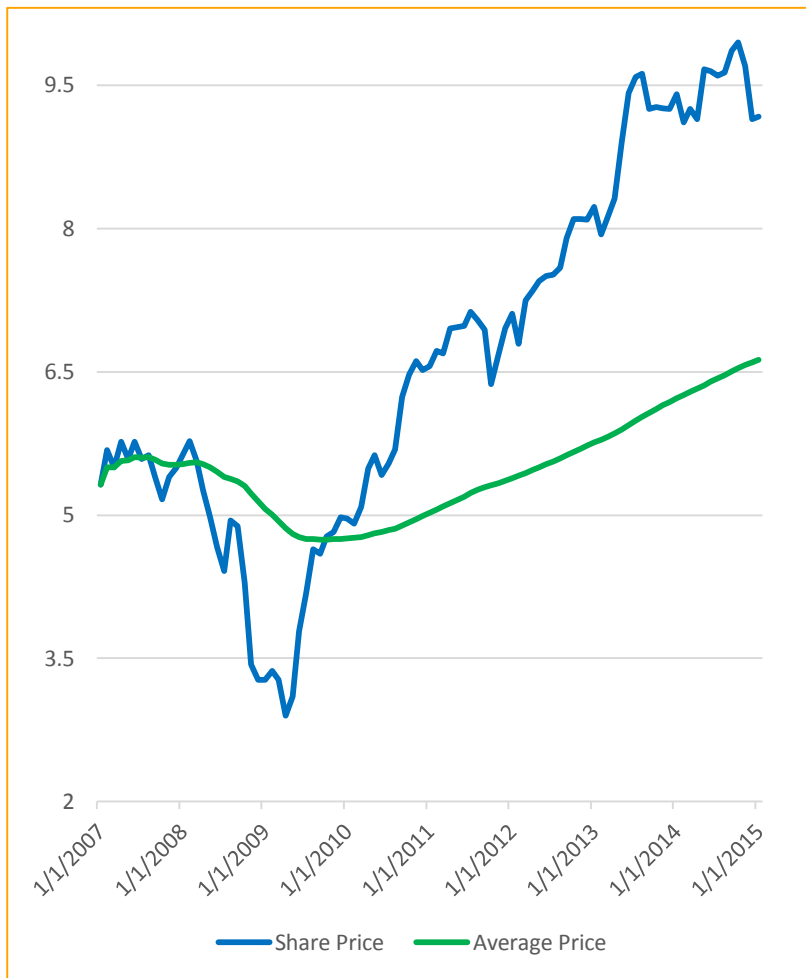
4 YEAR INVESTMENT PERIOD



4 year plan investment period	
Purchase Frequency	Monthly
Investment Period	Jan 11 -Dec 14
Total Investment	
Total Quantity purchased (lot)	48
Total Investment (RM)	39,392.90
Average Purchase Price (RM)	8.21
Returns	
Capital Gain	
Price as at 1/12/14 (RM)	9.14
Total Market Value as at 1/12/14 (RM) for 48 lots	43,872.00
Total Net returns (RM) for 48 lots	4,479.10
Total Net returns (%) for 48 lots	11.37%
4 years average return	2.84%
Dividend Yield	
Total yield for 4 years	29.06%
4 Years Average yield	7.27%
Total Return	
Total return per year	10.11%
Total cumulative returns over 4 years	40.43%

Source: Bloomberg

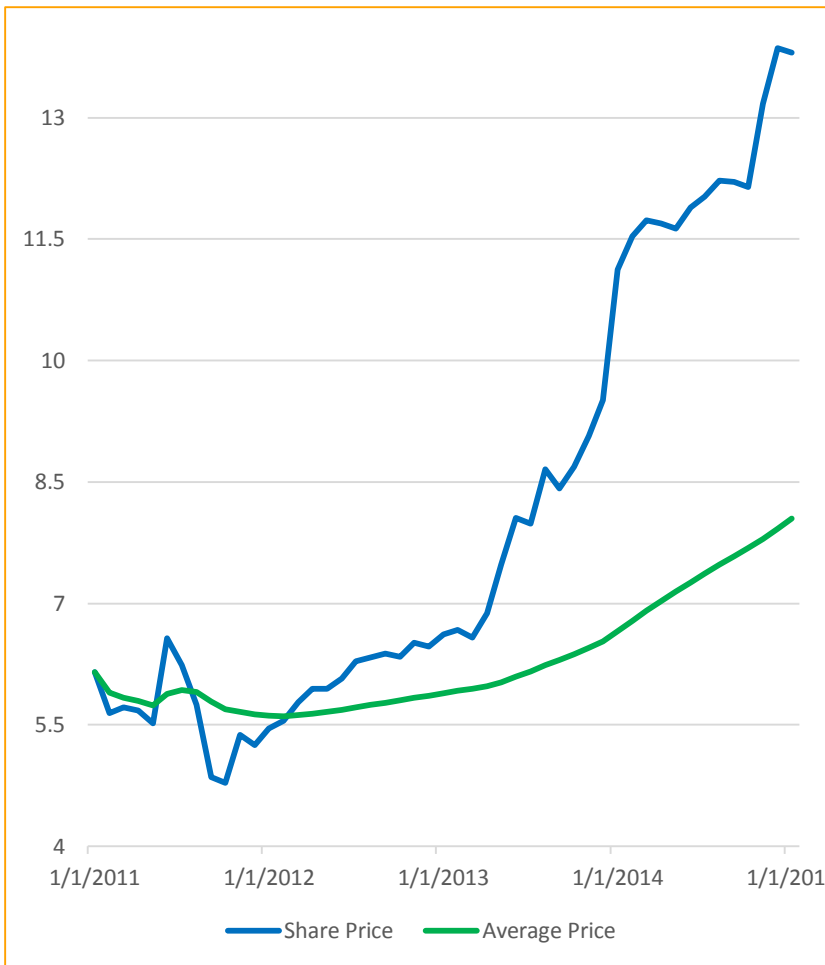
8 YEAR INVESTMENT PERIOD



8 year plan investment period	
Purchase Frequency	Monthly
Investment Period	Jan 07 -Dec 14
Total Investment	
Total Quantity purchased (lot)	96
Total Investment (RM)	63,354.20
Average Purchase Price (RM)	6.60
Returns	
Capital Gain	
Price as at 1/12/14 (RM)	9.14
Total Market Value as at 1/12/14 (RM) for 96 lots	87,744.00
Total Net returns (RM) for 96 lots	24,389.80
Total Net returns (%) for 96 lots	38.50%
8 years average return	4.81%
Dividend Yield	
Total yield for 8 years	61.06%
8 Years Average yield	7.63%
Total Return	
Total return per year	12.45%
Total cumulative returns over 8 years	99.56%

Source: Bloomberg

4 YEAR INVESTMENT PERIOD



4 year plan investment period	
Purchase Frequency	Monthly
Investment Period	Jan 11 -Dec 14
Total Investment	
Total Quantity purchased (lot)	48
Total Investment (RM)	38,039.80
Average Purchase Price (RM)	7.92
Returns	
Capital Gain	
Price as at 1/12/14 (RM)	13.86
Total Market Value as at 1/12/14 (RM) for 48 lots	66,528.00
Total Net returns (RM) for 48 lots	28,488.20
Total Net returns (%) for 48 lots	74.89%
4 years average return	18.72%
Dividend Yield	
Total yield for 4 years	9.92%
4 Years Average yield	2.48%
Total Return	
Total return per year	21.20%
Total cumulative returns over 4 years	84.81%

Source: Bloomberg

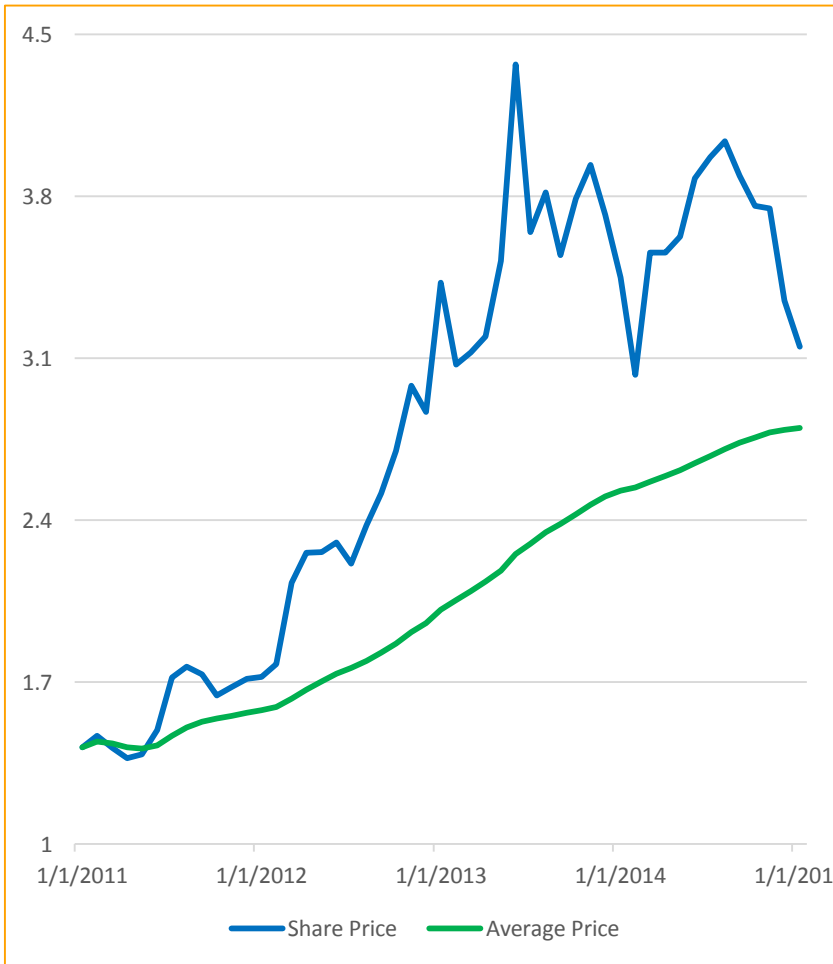
8 YEAR INVESTMENT PERIOD



8 year plan investment period	
Purchase Frequency	Monthly
Investment Period	Jan 07 -Dec 14
Total Investment	
Total Quantity purchased (lot)	96
Total Investment (RM)	66,310.00
Average Purchase Price (RM)	6.91
Returns	
Capital Gain	
Price as at 1/12/14 (RM)	13.86
Total Market Value as at 1/12/14 (RM) for 96 lots	133,056.00
Total Net returns (RM) for 96 lots	66,746.00
Total Net returns (%) for 96 lots	100.66%
8 years average return	12.58%
Dividend Yield	
Total yield for 8 years	24.42%
8 Years Average yield	3.05%
Total Return	
Total return per year	15.63%
Total cumulative returns over 8 years	125.08%

Source: Bloomberg

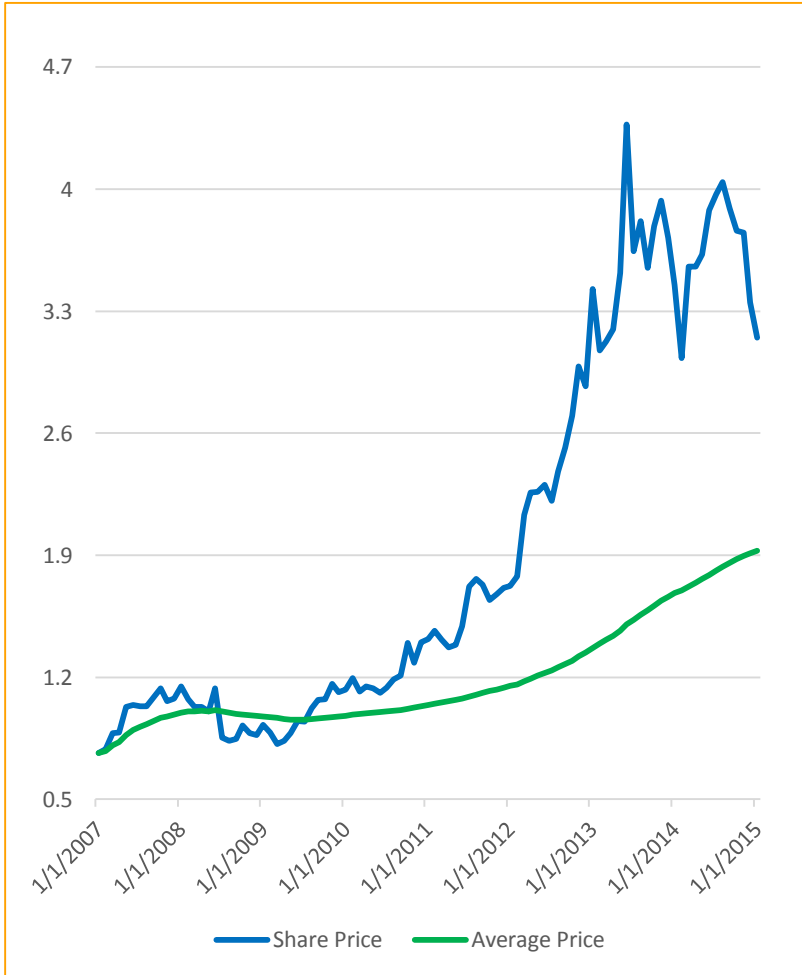
4 YEAR INVESTMENT PERIOD



4 year plan investment period	
Purchase Frequency	Monthly
Investment Period	Jan 11 -Dec 14
Total Investment	
Total Quantity purchased (lot)	48
Total Investment (RM)	13,396.10
Average Purchase Price (RM)	2.79
Returns	
Capital Gain	
Price as at 1/12/14 (RM)	3.35
Total Market Value as at 1/12/14 (RM) for 48 lots	16,080.00
Total Net returns (RM) for 48 lots	2,683.90
Total Net returns (%) for 48 lots	20.03%
4 years average return	5.01%
Dividend Yield	
Total yield for 4 years	7.26%
4 Years Average yield	1.81%
Total Return	
Total return per year	6.82%
Total cumulative returns over 4 years	27.29%

Source: Bloomberg

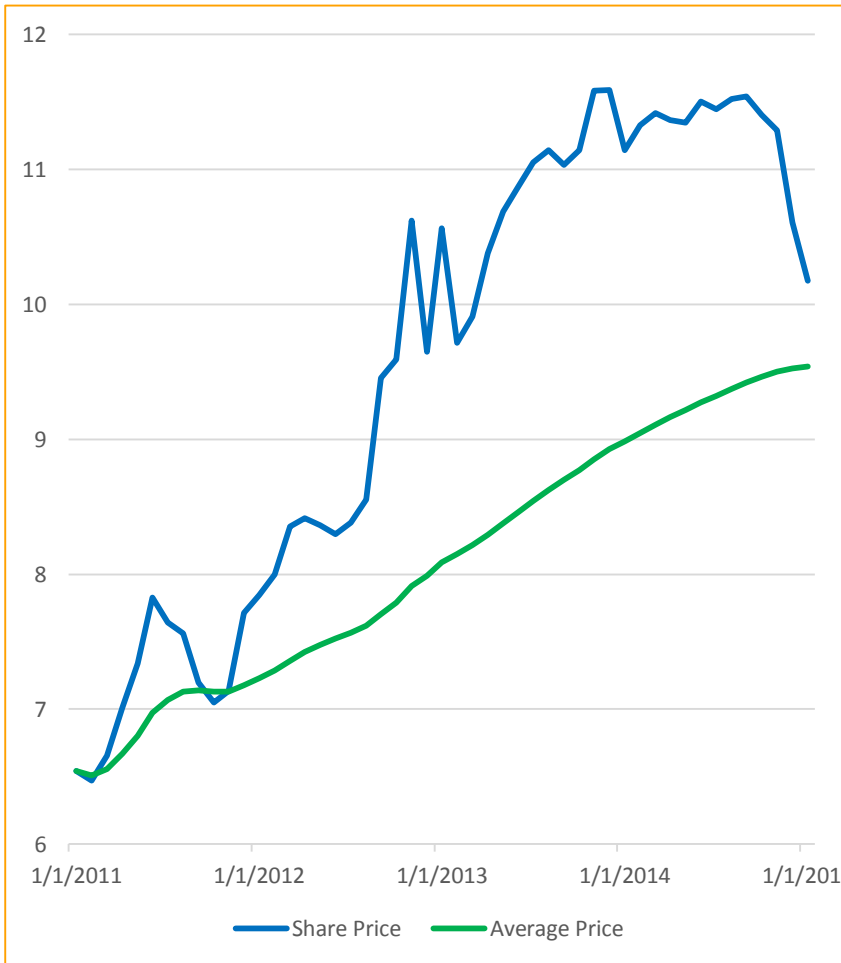
8 YEAR INVESTMENT PERIOD



8 year plan investment period	
Purchase Frequency	Monthly
Investment Period	Jan 07 -Dec 14
Total Investment	
Total Quantity purchased (lot)	96
Total Investment (RM)	18,356.60
Average Purchase Price (RM)	1.91
Returns	
Capital Gain	
Price as at 1/12/14 (RM)	3.35
Total Market Value as at 1/12/14 (RM) for 96 lots	32,160.00
Total Net returns (RM) for 96 lots	13,803.40
Total Net returns (%) for 96 lots	75.20%
8 years average return	18.80%
Dividend Yield	
Total yield for 8 years	16.15%
8 Years Average yield	2.02%
Total Return	
Total return per year	20.82%
Total cumulative returns over 8 years	91.34%

Source: Bloomberg

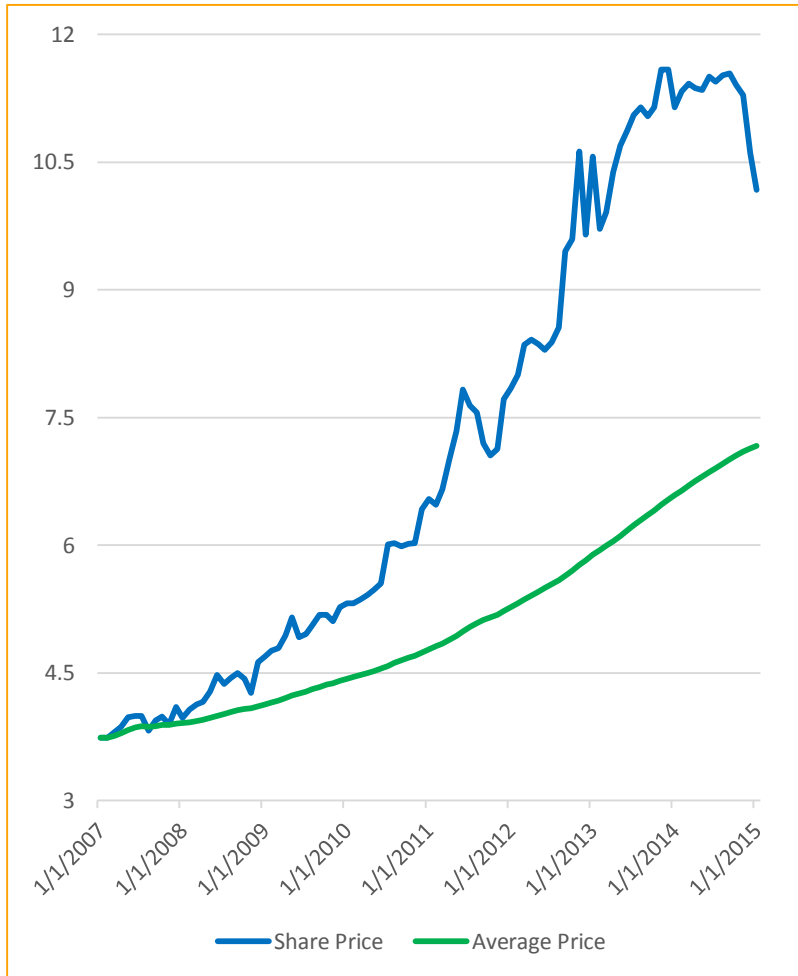
4 YEAR INVESTMENT PERIOD



4 year plan investment period	
Purchase Frequency	Monthly
Investment Period	Jan 11 -Dec 14
Total Investment	
Total Quantity purchased (lot)	48
Total Investment (RM)	45,728.20
Average Purchase Price (RM)	9.53
Returns	
Capital Gain	
Price as at 1/12/14 (RM)	10.61
Total Market Value as at 1/12/14 (RM) for 48 lots	50,908.80
Total Net returns (RM) for 48 lots	5,180.60
Total Net returns (%) for 48 lots	11.33%
4 years average return	2.83%
Dividend Yield	
Total yield for 4 years	24.14%
4 Years Average yield	6.04%
Total Return	
Total return per year	8.87%
Total cumulative returns over 4 years	35.47%

Source: Bloomberg

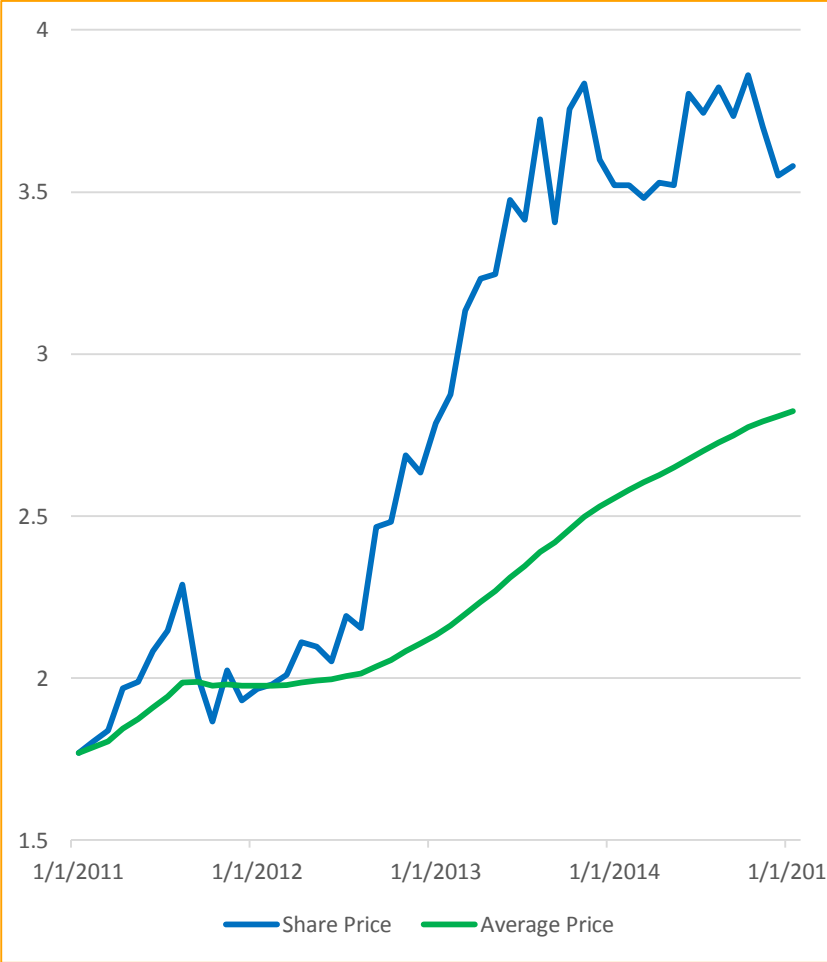
8 YEAR INVESTMENT PERIOD



8 year plan investment period	
Purchase Frequency	Monthly
Investment Period	Jan 07 -Dec 14
Total Investment	
Total Quantity purchased (lot)	96
Total Investment (RM)	68,481.40
Average Purchase Price (RM)	7.13
Returns	
Capital Gain	
Price as at 1/12/14 (RM)	10.61
Total Market Value as at 1/12/14 (RM) for 96 lots	101,817.60
Total Net returns (RM) for 96 lots	33,336.20
Total Net returns (%) for 96 lots	48.68%
8 years average return	6.08%
Dividend Yield	
Total yield for 8 years	63.50%
8 Years Average yield	7.94%
Total Return	
Total return per year	14.02%
Total cumulative returns over 8 years	112.18%

Source: Bloomberg

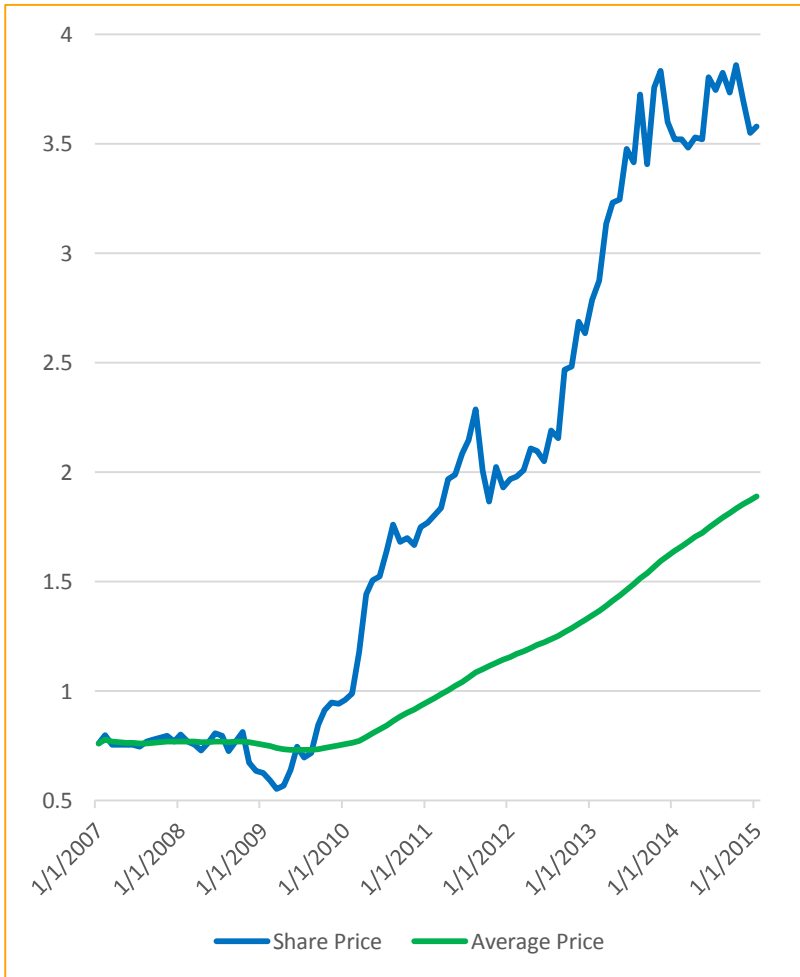
4 YEAR INVESTMENT PERIOD



4 year plan investment period	
Purchase Frequency	Monthly
Investment Period	Jan 11 -Dec 14
Total Investment	
Total Quantity purchased (lot)	48
Total Investment (RM)	13,482.70
Average Purchase Price (RM)	2.81
Returns	
Capital Gain	
Price as at 1/12/14 (RM)	3.55
Total Market Value as at 1/12/14 (RM) for 48 lots	17,040.00
Total Net returns (RM) for 48 lots	3,557.30
Total Net returns (%) for 48 lots	26.38%
4 years average return	6.60%
Dividend Yield	
Total yield for 4 years	15.91%
4 Years Average yield	3.98%
Total Return	
Total return per year	10.57%
Total cumulative returns over 4 years	42.30%

Source: Bloomberg

8 YEAR INVESTMENT PERIOD



8 year plan investment period	
Purchase Frequency	Monthly
Investment Period	Jan 07 -Dec 14
Total Investment	
Total Quantity purchased (lot)	96
Total Investment (RM)	17,968.70
Average Purchase Price (RM)	1.87
Returns	
Capital Gain	
Price as at 1/12/14 (RM)	3.55
Total Market Value as at 1/12/14 (RM) for 96 lots	34,080.00
Total Net returns (RM) for 96 lots	16,111.30
Total Net returns (%) for 96 lots	89.66%
8 years average return	11.21%
Dividend Yield	
Total yield for 8 years	41.75%
8 Years Average yield	5.22%
Total Return	
Total return per year	16.43%
Total cumulative returns over 8 years	131.41%

Source: Bloomberg