

Sample Process flow to make an eFD Campaign (new Maybank2u platform)

Step 1

1. Login to Maybank2u, click APPLY

The screenshot displays the Maybank2u user interface. At the top, the Maybank2u logo is on the left, and navigation links for 'MY ACCOUNTS', 'PAY & TRANSFER', and 'APPLY' are on the right. The 'APPLY' link is highlighted with a red rectangular box, and a hand cursor icon is positioned over it with the text 'Click Here' to its right. Below the navigation bar, a message states 'Your last login was on Wednesday, 16 May 2018 at 11:42:01'. The main content area features a menu with 'ACCOUNTS', 'CARDS', and 'WEALTH RM--'. Under 'ACCOUNTS', there are six account cards: 'Current Account' (with a red error message 'Account is not authorised.'), 'Personal Current Account', and four 'Business PCA' cards. A 'SHOW MORE' link is located at the bottom of the account list.

Step 2

1. Choose “Fixed Deposit”

The screenshot shows the Maybank2u website interface. At the top left is the logo 'Maybank2u'. On the right side of the header, there are links for 'MY ACCOUNTS', 'PAY & TRANSFER', and 'APPLY'. The main banner features a smiling woman with the text 'Live more with Maybank Account Today'. Below the banner is a navigation menu with 'ACCOUNTS', 'CARDS', 'INVESTMENT', 'INSURANCE', and 'SERVICES'. The 'ACCOUNTS' menu is active. Below the navigation, there are three account options: 'M2U Savers / M2U Savers-i', 'M2U Premier', and 'Fixed Deposit'. Each option has a description and a 'MORE BENEFITS' link. The 'Fixed Deposit' option's 'APPLY NOW' button is highlighted with a red box, and a hand cursor is pointing to it.

Maybank2u

MY ACCOUNTS PAY & TRANSFER APPLY

Live more with Maybank Account Today

ACCOUNTS CARDS INVESTMENT INSURANCE SERVICES

M2U Savers / M2U Savers-i

A Savings account you can manage completely online.

MORE BENEFITS >

APPLY NOW →

M2U Premier

Earn interest with the convenience of checking.

MORE BENEFITS >


APPLY NOW →

Fixed Deposit

A Fixed Deposit account you can manage online.

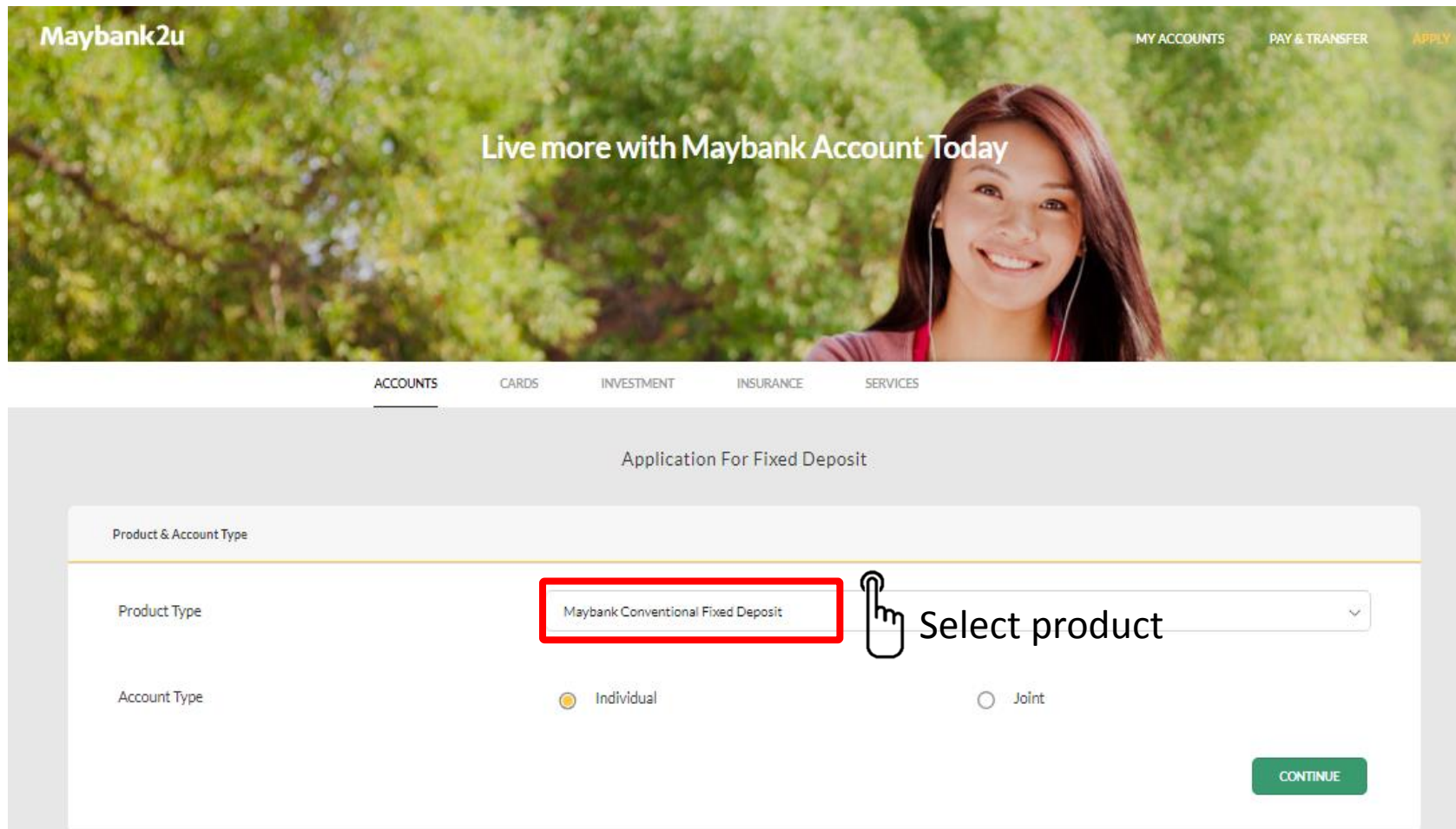
MORE BENEFITS >

APPLY NOW →

 Click Here

Step 3

1. Choose “Maybank Conventional Fixed Deposit”



Maybank2u

MY ACCOUNTS PAY & TRANSFER APPLY

Live more with Maybank Account Today

ACCOUNTS CARDS INVESTMENT INSURANCE SERVICES

Application For Fixed Deposit

Product & Account Type

Product Type Maybank Conventional Fixed Deposit Select product

Account Type Individual Joint

CONTINUE

***For Joint account, the placement must be made under the primary account holder.**

Step 4

1. Fill in the details and click “Make Placement”

Application for Maybank Conventional Fixed Deposit

Account Details

Account Number

Transfer From Bank

From Account List

Product Details

Term

Principal Amount

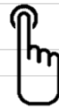
Interest payment frequency

Interest payment mode

Maturity Instruction

To Account

I/WE HAVE UNDERSTAND THE TERMS AND CONDITIONS OF FIXED DEPOSIT.
MAYBANK CONVENTIONAL FIXED DEPOSIT RATES APPLIES



Select “Credit to Account”

Campaign Rate
4 months tenure
3.95% p.a.


- Campaign Rate is subject to availability upon reaching campaign limit.
- The campaign rate is only offered once. Upon Rollover, the prevailing rate will apply.
- Please view your Account No/Certificate once you have completed your placement.

Step 5

1. Confirm and wait for SUCCESSFUL message

ACCOUNTS CARDS INVESTMENT INSURANCE SERVICES

Transfer from **maybank2u.premier** Available Balance

Transfer to **Maybank Conventional Fixed Deposit** RM 10000 

Account Type Individual

Term 4 months

Interest payment frequency On Maturity

Interest payment mode **Credit to Account**

Maturity Instruction Auto Renewal

Placement Amount **RM10,000**

Please confirm the details CONFIRM →