

MUDARABAH INVESTMENT ACCOUNT - TERM FUND-i

Fund Performance Report for the Quarter Ended 31 March 2018

Dear Valued Investment Account Holder ("IAH"),

We are pleased to present the following fund performance report for the quarter-ended 31 March 2018.

FUND INFORMATION

Type of Product

- This is an unrestricted investment account known as Mudarabah Investment Account under the Term Fund-i, where the customers provide the Bank with the mandate to invest in the Bank's selected portfolio of Shariah compliant assets, which may provide customers with potentially higher returns.

Applicable Product

- General Investment Account-i ("GIA-i")

Type of Investors

- Individual
- Small & Medium Enterprises ("SME")
- Business Banking ("BB")
- Global Banking ("GB")

Fund Inception

- 16 July 2015

Fund Investment Objectives

- The Fund's objective is to preserve capital while providing stable returns through low to moderate risk investments

Fund Investment Strategy

- The Fund will be invested in a blended portfolio of the Bank's assets
- This is a low to moderate risk investment to achieve capital preservation and steady returns

Profit Distribution Frequency

- Monthly

Valuation

- The Bank will perform valuation of the underlying assets of the Fund in accordance with the Malaysian Financial Reporting Standards ("MFRS") which will be carried out on a monthly basis

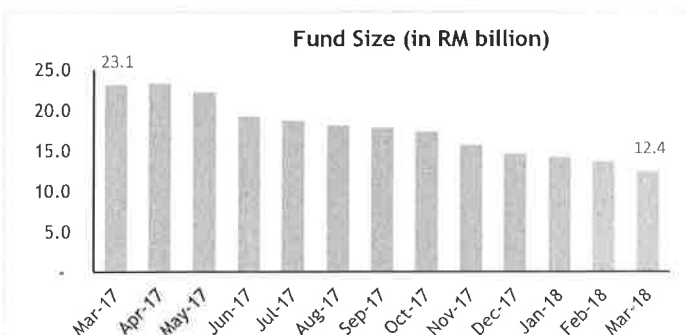
Other Information

- For fees, charges and other details on the product, please refer to www.maybank2u.com.my

FUND PERFORMANCE

Fund Size and Growth

As at March 2018, the Term Fund-i balance was recorded at RM 12.4 billion, 46% reduction year-on-year from RM 23.1 billion in March 2017.



FUND PERFORMANCE

Asset Allocation

The fund is invested in a portfolio of the Bank's retail and non-retail assets¹ and the asset allocation for the past two quarters is as per the table below. The asset allocation is within the stated investment objective and strategy.

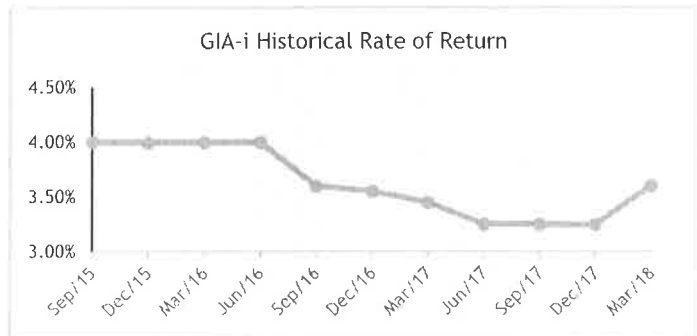
Type of Assets	GIA-i		GIA-i Campaign	
	Dec 2017	Mar 2018	Dec 2017	Mar 2018
Retail Financing	100%	100%	100%	100%
Non-Retail Financing	-	-	-	-
Marketable Securities	-	-	-	-
	100%	100%	100%	100%

Notes:

¹Retail assets consist of Unit Trust, Automobile, Home, Personal and Credit Card Financing while non-retail assets consists of SME Term and BB Term Financing

Profit Rate of GIA-i

Based on the performance of the underlying assets, the profit rate to customers for 12 months tenure recorded an average of 3.64% p.a. since the Fund's inception and an average of 3.48% p.a. for 1Q 2018.



Period	16 Jan 2018 to 15 Feb 2018		16 Feb 2018 to 15 Mar 2018		16 Mar 2018 to 15 Apr 2018	
	Fund Profit Rate to IAH (p.a.)	Profit Sharing Ratio ("PSR") (IAH : Bank)	Fund Profit Rate to IAH (p.a.)	Profit Sharing Ratio ("PSR") (IAH : Bank)	Fund Profit Rate to IAH (p.a.)	Profit Sharing Ratio ("PSR") (IAH : Bank)
1 - 2 mths	3.00%	63:37	3.20%	67:33	3.20%	67:33
3 - 5 mths	3.15%	66:34	3.30%	69:31	3.30%	69:31
6 - 11 mths	3.20%	67:33	3.40%	71:29	3.40%	71:29
12 - 35 mths	3.25%	68:32	3.60%	75:25	3.60%	75:25
36 mths	3.35%	70:30	3.65%	76:24	3.65%	76:24
48 mths	3.45%	72:28	3.65%	76:24	3.65%	76:24
60 mths	3.55%	74:26	3.75%	78:22	3.75%	78:22

Notes:

1. The fund profit rate represents the net profit rate to the IAH and is computed based on the following formula:

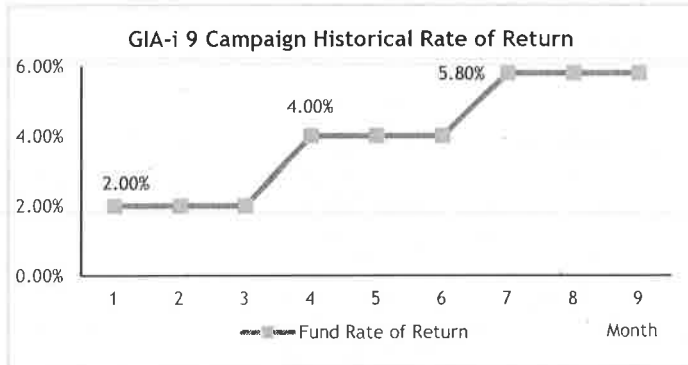
$$\text{Profit rate} = (\text{Total Income} - \text{Impairment Allowances}) * \text{PSR}$$

2. Past performance is not reflective of future performance

FUND PERFORMANCE

Profit rate of GIA-i 9-month Campaign ("GIA-i 9")

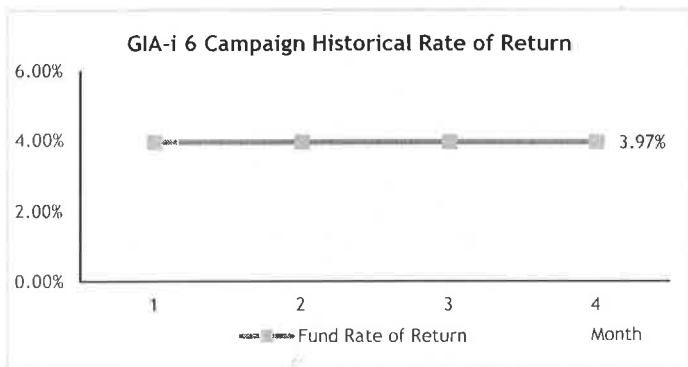
This section is applicable for customers who have made placement under the GIA-i 9 campaign from 16th April 2017 until 15th August 2017.



Month	Fund Profit Rate to IAH (p.a.)	Profit Sharing Ratio ("PSR") (IAH : Bank)
1	2.00%	40% or more
2	2.00%	
3	2.00%	
4	4.00%	
5	4.00%	
6	4.00%	
7	5.80%	
8	5.80%	
9	5.80%	

Profit rate of GIA-i 6-month Campaign ("GIA-i 6")

This section is applicable for customers who have made fresh fund placement under the GIA-i 6 campaign from 16th September 2017 until 15th April 2018.



Month	Fund Profit Rate to IAH (p.a.)	Profit Sharing Ratio ("PSR") (IAH : Bank)
1	3.97%	50% or more
2	3.97%	50% or more
3	3.97%	50% or more
4	3.97%	50% or more

Notes:

- The fund profit rate represents the net profit rate to the IAH and is computed based on the following formula:
Profit rate = (Total Income - Impairment Allowances) * PSR
- Past performance is not reflective of future performance

MARKET OUTLOOK

The global economy continues to strengthen. Global trade is showing strong growth momentum. In the advanced economies, rising wages and policy support will provide further impetus to growth. In Asia, growth will be driven by sustained domestic activity and strong external demand. Recent adjustments in the financial markets, though short-lived, indicate that volatility may reemerge. Trade tensions have also risen in the recent period. At this point, risks to the global growth outlook remain balanced, pointing towards continuity in global economic expansion.

For Malaysia, the strong growth performance in the fourth quarter of 2017 continued to be anchored by private sector spending. Looking ahead, growth prospects will be sustained by the positive global growth outlook and spillovers from the external sector to the domestic economy. Domestic demand will remain the key driver of growth, underpinned by favourable income and labour market conditions, spending on new and ongoing infrastructure projects and sustained capital investment by firms in the manufacturing and services sectors. With additional impetus from the external sector, growth is expected to remain strong in 2018.

Inflation is projected to average lower in 2018, on expectations of a smaller effect from global cost factors. A stronger ringgit exchange rate compared to 2017 will mitigate import costs. Global energy and commodity prices are expected to trend higher in 2018, but at a more moderate pace relative to the previous year. However, the trajectory of headline inflation will be dependent on future global oil prices which remain highly uncertain. Underlying inflation, as measured by core inflation, is also projected to moderate due to improving labour productivity and ongoing investments for capacity expansion.

The domestic financial markets have been resilient. The broad appreciation of the ringgit in the past year better reflects the economic fundamentals. Banking system liquidity remains sufficient with financial institutions continuing to operate with strong capital and liquidity buffers. The growth of financing to the private sector has been sustained and is supportive of economic activity.

Source: BNM Monetary Policy Statements 7th March 2018