

MUDARABAH INVESTMENT ACCOUNT - DAILY FUND-i (INDIVIDUAL)

Fund Performance Report for the Financial Year Ended 31 December 2017

Dear Valued Investment Account Holder (“IAH”),

We are pleased to present the following fund performance report for the financial year ended 31 December 2017.

FUND INFORMATION

Type of Product

- This is an unrestricted investment account known as Mudarabah Investment Account under the Daily Fund-i (Individual), where the customers provide the Bank with the mandate to invest in the Bank’s selected portfolio of Shariah compliant assets, which may provide customers with potentially higher returns

Applicable Products

- Golden Savvy Account-i (“GSA-i”)
- net Account-i (“net-i”)
- Private Banking Account-i (“PBA-i”)
- Premier Mudarabah Account-i (“PMA-i”)

Type of Investors

- Individual

Fund Inception

- 16 July 2015

Fund Investment Objectives

- The Fund’s objective is to preserve capital while providing stable returns through low risk investments

Fund Investment Strategy

- The Fund will be invested in a blended portfolio of the Bank’s assets
- This is a low risk investment to achieve capital preservation and steady returns

Profit Distribution Frequency

- Monthly

Valuation

- The Bank will perform valuation of the underlying assets of the Fund in accordance with the Malaysian Financial Reporting Standards (“MFRS”) which will be carried out on a monthly basis

Other Information

- For fees, charges and other details on the product, please refer to www.maybank2u.com.my

FUND PERFORMANCE

Asset Allocation of Daily Fund-i (Individual)

The fund is invested in a portfolio of the Bank’s retail and non-retail assets¹ and the asset allocation for the past two quarters is as per the table below. The asset allocation is within the stated investment objective and strategy.

Type of Assets	Sep 2017	Dec 2017
Retail Financing	100%	100%
Non-Retail Financing	-	-
Marketable Securities	-	-
	100%	100%

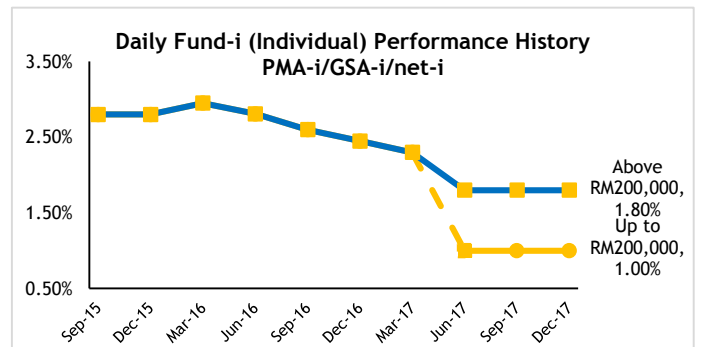
Notes:

¹ Retail assets consist of Unit Trust, Automobile, Home, Personal and Credit Card Financing while non-retail assets consists of SME Term and BB Term Financing

Profit Rate of Daily Fund-i (Individual)

(a) GSA-i / net-i / PMA-i

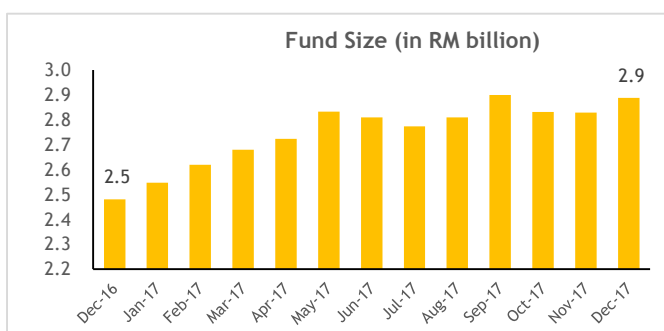
Based on the performance of the underlying assets, the profit rate to customers for the highest balance band (above RM200,000) recorded an average of 2.44% p.a. since the Fund’s inception and an average of 2.02% p.a. for 2017.



FUND PERFORMANCE

Fund Size and Growth of Daily Fund-i (Individual)

As at December 2017, the Daily Fund-i (Individual) balance was recorded at RM 2.9 billion, 16% year-on-year growth from RM 2.5 billion in December 2016.



Period	16 Oct 2017 to 15 Nov 2017		16 Nov 2017 to 15 Dec 2017		16 Dec 2017 to 15 Jan 2018	
	Fund Profit Rate to IAH (p.a.)	Profit Sharing Ratio (“PSR”) (IAH : Bank)	Fund Profit Rate to IAH (p.a.)	Profit Sharing Ratio (“PSR”) (IAH : Bank)	Fund Profit Rate to IAH (p.a.)	Profit Sharing Ratio (“PSR”) (IAH : Bank)
Up to RM200,000	1.00%	20:80	1.00%	20:80	1.00%	20:80
Above RM200,000	1.80%	36:64	1.80%	36:64	1.80%	36:64

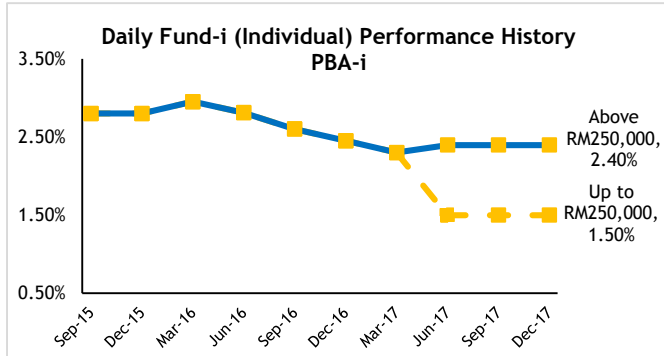
Notes:

1. The fund profit rate represents the net profit rate to the IAH and is computed based on the following formula:
Profit Rate = (Total Income - Impairment Allowances) * PSR
2. Past performance is not reflective of future performance.

FUND PERFORMANCE

(b) PBA-i

Based on the performance of the underlying assets, the rate of return to customers for highest balance band (above RM250,000) recorded an average of 2.58% p.a. since the Fund's inception and an average of 2.36% p.a. for 2017.



MARKET OUTLOOK

Malaysia's real GDP growth for 2018 is expected to expand by 5.3% (2017: 5.9%) underpinned by continued growth in consumer spending, public consumption and gross fixed capital formation with expansion in both private and public investments. Exports and imports of goods and services is expected to expand further in 2018 on the back of the sustained global and domestic growth momentum, but the pace of growth is expected to moderate after the high base in 2017. The Bank's financing growth is expected to be in-line with industry growth, as the Bank continues to focus on opportunities within the consumer, retail SME and corporate lending segments.

Source: Maybank Islamic Berhad Financial Statements for the Financial year ended 31 December 2017

Period	16 Oct 2017 to 15 Nov 2017		16 Nov 2017 to 15 Dec 2017		16 Dec 2017 to 15 Jan 2018	
	Fund Profit Rate to IAH (p.a.)	Profit Sharing Ratio ("PSR") (IAH : Bank)	Fund Profit Rate to IAH (p.a.)	Profit Sharing Ratio ("PSR") (IAH : Bank)	Fund Profit Rate to IAH (p.a.)	Profit Sharing Ratio ("PSR") (IAH : Bank)
Up to RM250,000	1.50%	30:70	1.50%	30:70	1.50%	30:70
Above RM250,000	2.40%	48:52	2.40%	48:52	2.40%	48:52

Notes:

- The fund profit rate represents the net profit rate to the IAH and is computed based on the following formula:

$$\text{Profit Rate} = (\text{Total Income} - \text{Impairment Allowances}) * \text{PSR}$$
- Past performance is not reflective of future performance.