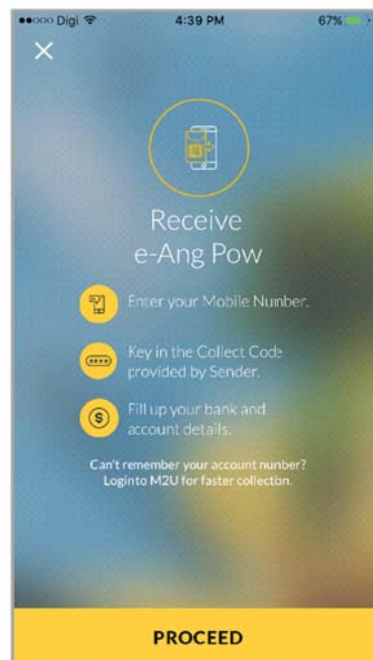
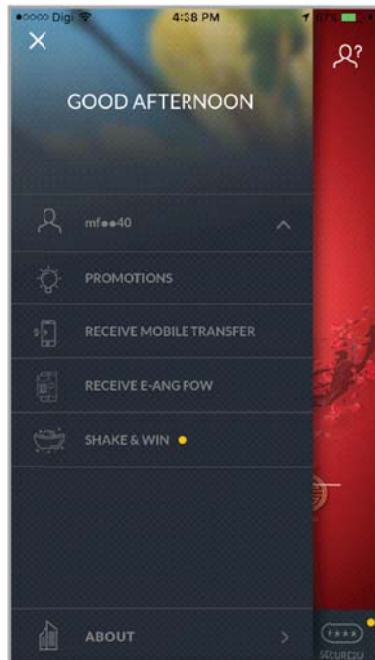


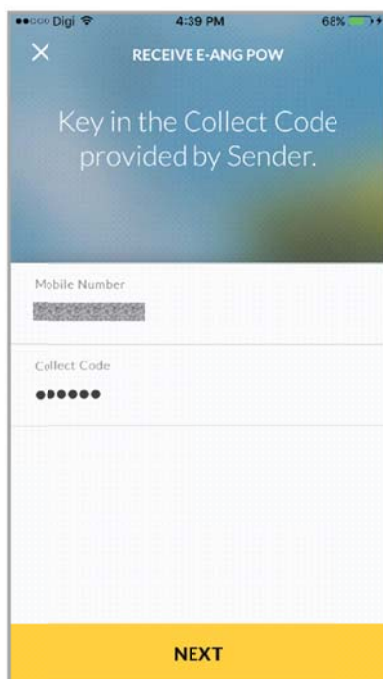
Maybank App

Receive (Pre-Login)

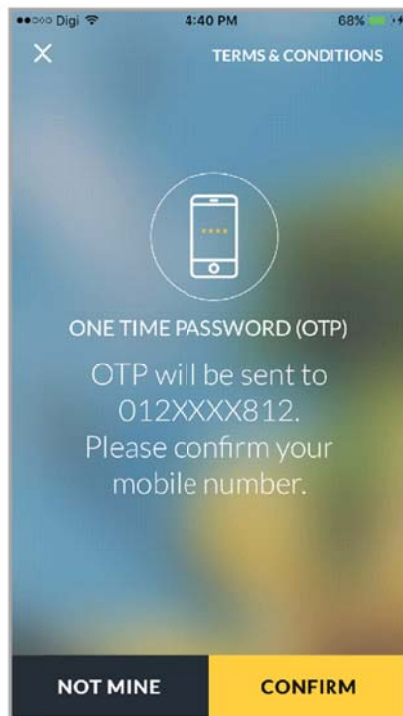
Step 1: Tap the menu on top left, select Receive e-Ang Pow



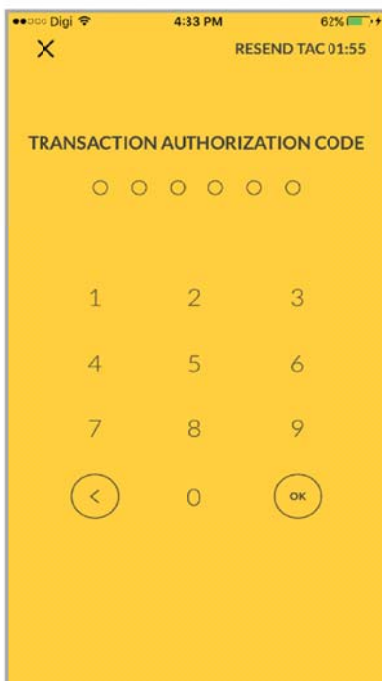
Step 2: Enter Mobile Number and the Collect Code provided by Sender.



Step 3: Confirm your Mobile Number for One-Time Password (OTP).



Step 4: Enter OTP.



Step 5: Select Recipient Bank and enter Account Number..

RECEIVE E-ANG POW

TRANSFER TO

Recipient Bank
Maybank

Account Number
[Masked]

PROCEED

Step 6: Confirm collection details and you're done!

TRANSFER DETAILS

TRANSFER TO

Maybank
Account No. [Masked]
Name [Masked]

TOTAL AMOUNT
[Masked]

[TERMS & CONDITIONS](#)

AGREE & CONFIRM

LOGOUT

You have successfully received 1 e-Ang Pow

Ref ID [Masked]

DONE