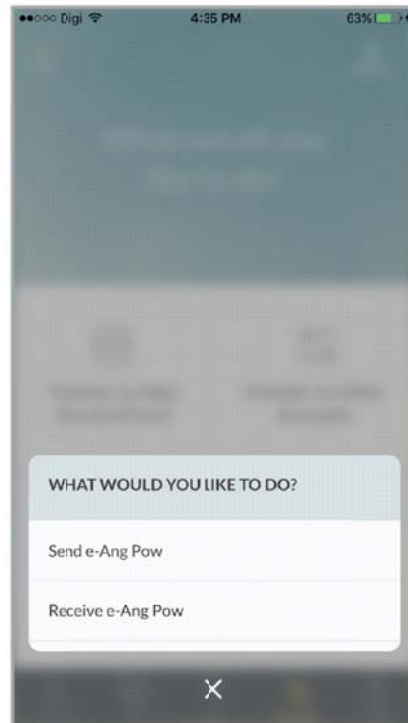
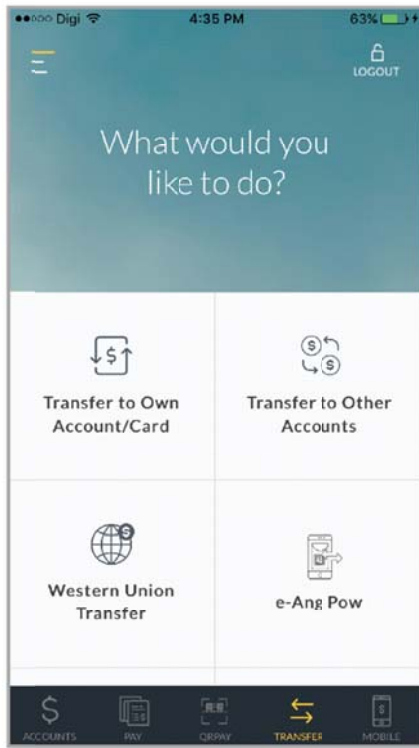


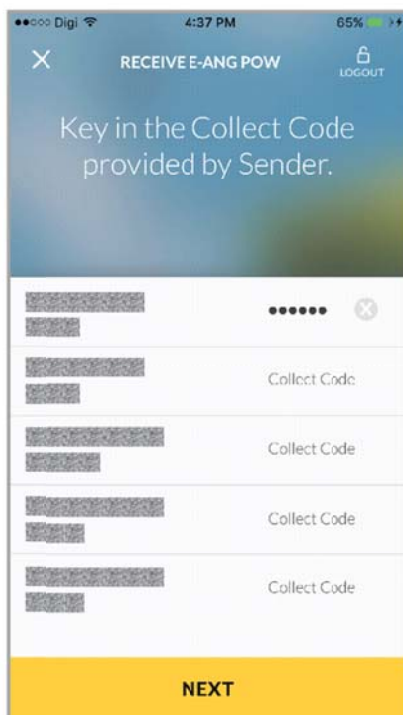
Maybank App

Receive (Post-Login)

Step 1: Login to Maybank2u Mobile App. Go to Transfer > e-Ang Pow and select Receive e-Ang Pow



Step 2: Enter the Collect Code provided by Sender.



Step 3: Select an account to receive the money.

RECEIVE E-ANG POW

TRANSFER TO

Recipient Bank
Maybank - Own Account

Account Number
[Masked]

PROCEED

Step 4: Confirm collection details and you're done!

TRANSFER DETAILS

TRANSFER TO

Maybank
Account No. [Masked]
Name [Masked]

TOTAL AMOUNT
[Masked]

[TERMS & CONDITIONS](#)

AGREE & CONFIRM

You have successfully received 1 e-Ang Pow

Ref ID [Masked]

DONE