

MUDARABAH INVESTMENT ACCOUNT - TERM FUND-i

Fund Performance Report for the Quarter Ended 30 June 2017

Dear Valued Investment Account Holder (“IAH”),

We are pleased to present the following fund performance report for the quarter-ended 30 June 2017.

FUND INFORMATION

Type of Product

- This is an unrestricted investment account known as Mudarabah Investment Account under the Term Fund-i, where the customers provide the Bank with the mandate to invest in the Bank’s selected portfolio of Shariah compliant assets, which may provide customers with potentially higher returns.

Applicable Product

- General Investment Account-i (“GIA-i”)

Type of Investors

- Individual
- Small & Medium Enterprises (“SME”)
- Business Banking (“BB”)
- Global Banking (“GB”)

Fund Inception

- 16 July 2015

Fund Investment Objectives

- The Fund’s objective is to preserve capital while providing stable returns through low to moderate risk investments

Fund Investment Strategy

- The Fund will be invested in a blended portfolio of the Bank’s assets
- This is a low to moderate risk investment to achieve capital preservation and steady returns

Profit Distribution Frequency

- Monthly

Valuation

- The Bank will perform valuation of the underlying assets of the Fund in accordance with the Malaysian Financial Reporting Standards (“MFRS”) which will be carried out on a monthly basis

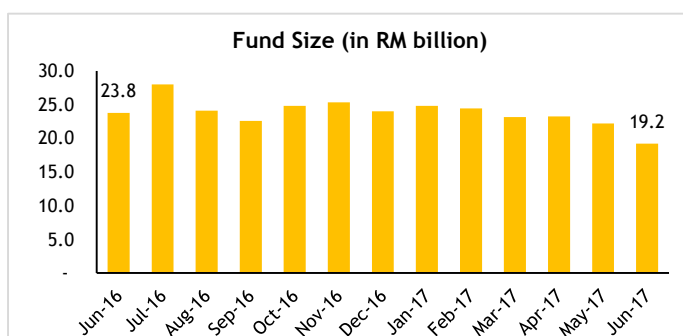
Other Information

- For fees, charges and other details on the product, please refer to www.maybank2u.com.my

FUND PERFORMANCE

Fund Size and Growth

As at June 2017, the Term Fund-i balance was recorded at RM 19.2 billion, 19% reduction year-on-year from RM 23.8 billion in June 2016.



FUND PERFORMANCE

Asset Allocation

The fund is invested in a portfolio of the Bank’s retail and non-retail assets¹ and the asset allocation for the past two quarters is as per the table below. The asset allocation is within the stated investment objective and strategy.

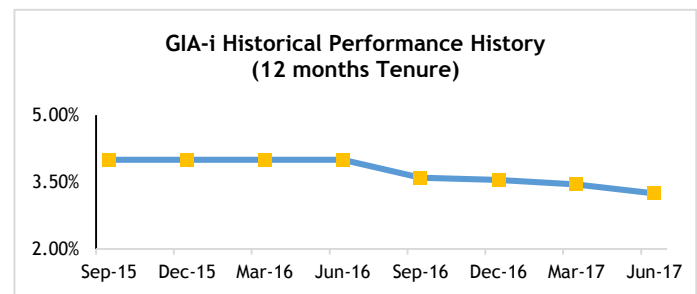
| Type of Assets | GIA-i | | GIA-i Campaign | |
|-----------------------|----------|----------|----------------|----------|
| | Mar 2017 | Jun 2017 | Mar 2017 | Jun 2017 |
| Retail Financing | 88% | 100% | 90% | 100% |
| Non-Retail Financing | 12% | - | 10% | - |
| Marketable Securities | - | - | - | - |
| | 100% | 100% | 100% | 100% |

Notes:

¹Retail assets consist of Unit Trust, Automobile, Home, Personal and Credit Card Financing while non-retail assets consists of SME Term and BB Term Financing

Profit Rate of GIA-i

Based on the performance of the underlying assets, the profit rate to customers for 12 months tenure recorded an average of 3.76% p.a. since the Fund’s inception and an average of 3.43% p.a. for 1H 2017.



| Period | 16 Apr 2017 to 15 May 2017 | | 16 May 2017 to 15 Jun 2017 | | 16 Jun 2017 to 15 Jul 2017 | |
|--------------|--------------------------------|-------------------------------------------|--------------------------------|-------------------------------------------|--------------------------------|-------------------------------------------|
| | Fund Profit Rate to IAH (p.a.) | Profit Sharing Ratio (“PSR”) (IAH : Bank) | Fund Profit Rate to IAH (p.a.) | Profit Sharing Ratio (“PSR”) (IAH : Bank) | Fund Profit Rate to IAH (p.a.) | Profit Sharing Ratio (“PSR”) (IAH : Bank) |
| 1 - 2 mths | 3.45% | 70:30 | 3.45% | 70:30 | 3.00% | 63:37 |
| 3 - 5 mths | 3.45% | 70:30 | 3.45% | 70:30 | 3.15% | 66:34 |
| 6 - 11 mths | 3.45% | 70:30 | 3.45% | 70:30 | 3.20% | 67:33 |
| 12 - 24 mths | 3.45% | 70:30 | 3.45% | 70:30 | 3.25% | 68:32 |
| 36 mths | 3.45% | 70:30 | 3.45% | 70:30 | 3.35% | 70:30 |
| 48 mths | 3.45% | 70:30 | 3.45% | 70:30 | 3.45% | 72:28 |
| 60 mths | 3.45% | 70:30 | 3.45% | 70:30 | 3.55% | 74:26 |

Notes:

1. The fund profit rate represents the net profit rate to the IAH and is computed based on the following formula:

$$\text{Profit rate} = (\text{Total Income} - \text{Impairment Allowances}) * \text{PSR}$$

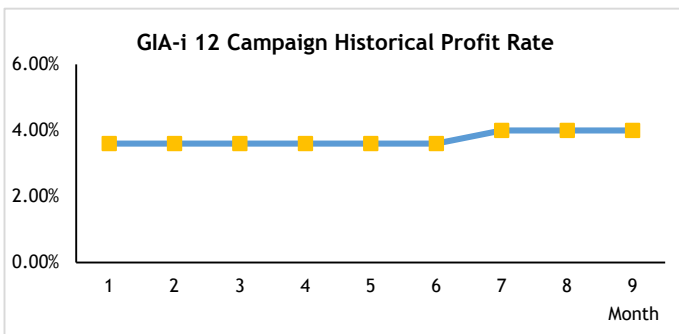
2. Past performance is not reflective of future performance

FUND PERFORMANCE

With effect from 16th June 2017, PSR and Indicative Profit Rate of Term Fund-i was revised with Tenure based as per table above. The reason for the revision of the PSR and Indicative profit rate is to create a more rewarding experience for IAH i.e. better profit rates for longer tenure and higher balances. This is also to be competitively aligned with other Financial Institutions and better manage the fund with current challenging market outlook.

Profit rate of GIA-i 12-month Campaign (“GIA-i 12”)

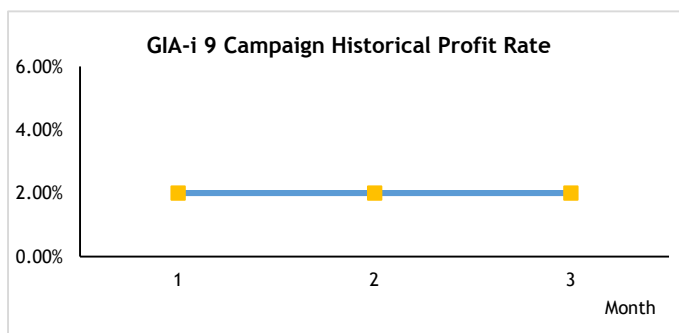
This section is applicable for customers who have made placement under the GIA-i 12 campaign from 16th October 2016 until 31st March 2017.



| Month | 1 | 2 | 3 | 4 | 5 | 6 | 7 | 8 | 9 |
|--------------------------------|---|---|-------|---|---|---|-------|-------|-------|
| Fund Profit Rate to IAH (p.a.) | | | 3.60% | | | | 4.00% | 4.00% | 4.00% |
| PSR | | | 70:30 | | | | 70:30 | 70:30 | 70:30 |

Profit rate of GIA-i 9-month Campaign (“GIA-i 9”)

This section is applicable for customers who have made placement under the GIA-i 9 campaign from 16th April 2017 until 15th August 2017.



| Month | 1 | 2 | 3 |
|--------------------------------|-------|-------|-------|
| Fund Profit Rate to IAH (p.a.) | 2.00% | 2.00% | 2.00% |
| PSR | 70:30 | 70:30 | 70:30 |

Notes:

- The fund profit rate represents the net profit rate to the IAH and is computed based on the following formula:
Profit rate = (Total Income - Impairment Allowances) * PSR
- Past performance is not reflective of future performance

This fund performance report is prepared exclusively for the benefit of investment account holders and no part of this document may be reproduced or copied in any form or by any means without prior written permission or consent of the Maybank Islamic Berhad. The information in this performance report reflects prevailing conditions and our views as of this date. Maybank Islamic Berhad accepts no responsibility to anyone other than the parties identified in the fund performance report for the information contained in this document.

MARKET OUTLOOK

Malaysia’s real GDP growth is expected to expand by +5.1% in 2017 (2016:+4.2%) underpinned by sustained consumer spending, stronger growth in public and private investments, a rebound in Government consumption expenditure and a firmer export growth. Growth in public and private investments will be driven by the rollout of existing and new major infrastructure and investment projects. The Overnight Policy Rate is also expected to remain unchanged at 3.00% in 2017 aimed at supporting domestic demand. The Bank’s financing growth is expected to be slightly ahead of GDP growth in 2017, by focusing on pockets of opportunities within the consumer segment, retail SME and corporate financing.

Source: Maybank Islamic Berhad Financial Statements for the financial half year ended 30 June 2017